




Upshur County

FILED
TERRI ROSS
COUNTY CLERK

2021 NOV 15 AM 11:36

UPSHUR COUNTY, TX.

BY 
Current DEPUTY Period
Total Budget Activity

Auditor's Budget Report Account Summary

For Fiscal: 2021-2022 Period Ending: 10/31/2021

Fund: 100 - GENERAL FUND

Revenue

RevCategory: 30 - Property Taxes

	Current Total Budget	DEPUTY Period Activity	Fiscal Activity	Encumbrances	Variance Favorable (Unfavorable)	Percent Remaining
100-300-3000 Current Taxes	10,118,800.00	1,141,614.32	1,141,614.32	0.00	-8,977,185.68	88.72 %
100-300-3010 Penalties & Interest	200,000.00	15,150.80	15,150.80	0.00	-184,849.20	92.42 %
RevCategory: 30 - Property Taxes Total:	10,318,800.00	1,156,765.12	1,156,765.12	0.00	-9,162,034.88	88.79 %

RevCategory: 31 - DMV Fees

100-310-3100 Motor Vehicle Registration	360,000.00	0.00	0.00	0.00	-360,000.00	100.00 %
100-310-3110 Auto R&B \$10 Fee	320,000.00	32,950.00	32,950.00	0.00	-287,050.00	89.70 %
100-310-3120 Tax Assessor's Portion	150,000.00	13,575.20	13,575.20	0.00	-136,424.80	90.95 %
RevCategory: 31 - DMV Fees Total:	830,000.00	46,525.20	46,525.20	0.00	-783,474.80	94.39 %

RevCategory: 32 - Other Taxes, Licenses & Permits

100-320-3200 County Sales Tax	1,400,000.00	119,033.80	119,033.80	0.00	-1,280,966.20	91.50 %
100-320-3210 Mixed Drink Tax	15,000.00	2,005.16	2,005.16	0.00	-12,994.84	86.63 %
100-320-3220 Bingo	0.00	0.00	0.00	0.00	0.00	0.00 %
100-320-3230 Boat Licenses	3,500.00	491.50	491.50	0.00	-3,008.50	85.96 %
100-320-3231 Hunting & Fishing Licenses	0.00	0.00	0.00	0.00	0.00	0.00 %
100-320-3240 Marriage Licenses	5,000.00	582.50	582.50	0.00	-4,417.50	88.35 %
100-320-3250 Waste Disposal Fees	5,000.00	244.00	244.00	0.00	-4,756.00	95.12 %
100-320-3260 Game Room Permit Fees	0.00	0.00	0.00	0.00	0.00	0.00 %
RevCategory: 32 - Other Taxes, Licenses & Permits	1,428,500.00	122,356.96	122,356.96	0.00	-1,306,143.04	91.43 %

RevCategory: 33 - State & Federal Funding

100-330-3300 Indigent Defense Grant	30,000.00	6,358.23	6,358.23	0.00	-23,641.77	78.81 %
100-330-3301 SCAAP Grant	5,000.00	0.00	0.00	0.00	-5,000.00	100.00 %
100-330-3304 TXDOT Grant	0.00	0.00	0.00	0.00	0.00	0.00 %
100-330-3305 Capital Murder Trial Grant	0.00	0.00	0.00	0.00	0.00	0.00 %
100-330-3306 Texas Historical Commission Grant	0.00	0.00	0.00	0.00	0.00	0.00 %
100-330-3308 Homeland Security Grants	0.00	0.00	0.00	0.00	0.00	0.00 %
100-330-3309 Disaster Grant Revenue	0.00	0.00	0.00	0.00	0.00	0.00 %
100-330-3312 Gross Weight & Axle Fees	55,000.00	0.00	0.00	0.00	-55,000.00	100.00 %
100-330-3313 Lateral Road	40,000.00	39,923.28	39,923.28	0.00	-76.72	0.19 %
100-330-3314 Juror Reimb from State	4,000.00	0.00	0.00	0.00	-4,000.00	100.00 %
100-330-3315 Tobacco Settlement Funds	6,000.00	0.00	0.00	0.00	-6,000.00	100.00 %
100-330-3316 Salary Supplement County Judge	25,200.00	5,000.00	5,000.00	0.00	-20,200.00	80.16 %
100-330-3317 ETCOG Grant	0.00	0.00	0.00	0.00	0.00	0.00 %
100-330-3318 FEMA Reimbursement	0.00	0.00	0.00	0.00	0.00	0.00 %
100-330-3319 Unclaimed Capital Credits	0.00	0.00	0.00	0.00	0.00	0.00 %
100-330-3320 DA State Appropriation	27,500.00	0.00	0.00	0.00	-27,500.00	100.00 %
100-330-3321 Other State Grant Revenue	0.00	0.00	0.00	0.00	0.00	0.00 %
100-330-3324 Veterans' Transportation Grant	0.00	0.00	0.00	0.00	0.00	0.00 %
100-330-3325 Chapter 19 Voter Registration Funding	0.00	0.00	0.00	0.00	0.00	0.00 %
100-330-3326 DA State Supplement	0.00	0.00	0.00	0.00	0.00	0.00 %
100-330-3327 Texas State Library Grant	0.00	0.00	0.00	0.00	0.00	0.00 %
100-330-3328 SANE DAG State Funding	600.00	0.00	0.00	0.00	-600.00	100.00 %
100-330-3329 Asst DA Longevity	6,000.00	0.00	0.00	0.00	-6,000.00	100.00 %
100-330-3331 TX Historical Commission Master Plan Gra	0.00	0.00	0.00	0.00	0.00	0.00 %
RevCategory: 33 - State & Federal Funding Total:	199,300.00	51,281.51	51,281.51	0.00	-148,018.49	74.27 %

RevCategory: 34 - Reimbursements

100-340-3400 Out of County Prisoners	180,000.00	21,385.14	21,385.14	0.00	-158,614.86	88.12 %
100-340-3410 Prisoner Medical	12,000.00	1,566.22	1,566.22	0.00	-10,433.78	86.95 %
100-340-3420 Prisoner Phone	73,000.00	0.00	0.00	0.00	-73,000.00	100.00 %

Auditor's Budget Report

For Fiscal: 2021-2022 Period Ending: 10/31/2021

	Current Total Budget	Period Activity	Fiscal Activity	Encumbrances	Variance Favorable (Unfavorable)	Percent Remaining
<u>100-340-3430</u> Resource Officers	355,303.76	4,229.81	4,229.81	0.00	-351,073.95	98.81 %
<u>100-340-3440</u> Marion County ProRata	14,145.00	0.00	0.00	0.00	-14,145.00	100.00 %
<u>100-340-3450</u> Attorney Fees	27,000.00	1,139.00	1,139.00	0.00	-25,861.00	95.78 %
<u>100-340-3460</u> Interpreter Fees Reimbursement	0.00	0.00	0.00	0.00	0.00	0.00 %
<u>100-340-3470</u> Insurance Recovery from Loss	50,000.00	6,928.97	6,928.97	0.00	-43,071.03	86.14 %
<u>100-340-3480</u> Restitution	0.00	0.00	0.00	0.00	0.00	0.00 %
<u>100-340-3490</u> Certified Mail Reimbursement	0.00	0.00	0.00	0.00	0.00	0.00 %
RevCategory: 34 - Reimbursements Total:	711,448.76	35,249.14	35,249.14	0.00	-676,199.62	95.05 %
RevCategory: 35 - Fees & Fines						
<u>100-350-3500</u> County Judge Fee	600.00	40.00	40.00	0.00	-560.00	93.33 %
<u>100-350-3501</u> Sheriff Fee	58,000.00	3,640.51	3,640.51	0.00	-54,359.49	93.72 %
<u>100-350-3502</u> County Clerk Fee	245,000.00	15,675.35	15,675.35	0.00	-229,324.65	93.60 %
<u>100-350-3503</u> Vital Statistics Fee	2,000.00	135.00	135.00	0.00	-1,865.00	93.25 %
<u>100-350-3504</u> Tax Assessor Collector Fee	62,000.00	2,222.04	2,222.04	0.00	-59,777.96	96.42 %
<u>100-350-3505</u> District Attorney Fee	800.00	0.00	0.00	0.00	-800.00	100.00 %
<u>100-350-3506</u> District Clerk Fee	68,400.00	3,187.00	3,187.00	0.00	-65,213.00	95.34 %
<u>100-350-3507</u> Jury Fees Fee	2,000.00	409.31	409.31	0.00	-1,590.69	79.53 %
<u>100-350-3508</u> Court Reporter Fees	10,000.00	525.00	525.00	0.00	-9,475.00	94.75 %
<u>100-350-3509</u> Addl Court Cost T.C. 542.403	3,000.00	98.38	98.38	0.00	-2,901.62	96.72 %
<u>100-350-3510</u> JP Miscellaneous Fees	20,000.00	872.82	872.82	0.00	-19,127.18	95.64 %
<u>100-350-3515</u> Constable #1 Service Fees	5,000.00	400.00	400.00	0.00	-4,600.00	92.00 %
<u>100-350-3516</u> Constable #2 Service Fees	3,200.00	350.00	350.00	0.00	-2,850.00	89.06 %
<u>100-350-3517</u> Constable #3 Service Fees	5,000.00	400.00	400.00	0.00	-4,600.00	92.00 %
<u>100-350-3518</u> Constable #4 Service Fees	4,000.00	600.00	600.00	0.00	-3,400.00	85.00 %
<u>100-350-3519</u> Juvenile Probation Attorney Fees	500.00	115.00	115.00	0.00	-385.00	77.00 %
<u>100-350-3520</u> State Fee 10% Fee	12,800.00	3,422.22	3,422.22	0.00	-9,377.78	73.26 %
<u>100-350-3521</u> Time Payment Fee - County 1/2	2,000.00	225.66	225.66	0.00	-1,774.34	88.72 %
<u>100-350-3523</u> Warrant Fees	24,000.00	2,601.43	2,601.43	0.00	-21,398.57	89.16 %
<u>100-350-3524</u> Judiciary Fund County	500.00	10.48	10.48	0.00	-489.52	97.90 %
<u>100-350-3525</u> District Court Fines	70,000.00	4,010.00	4,010.00	0.00	-65,990.00	94.27 %
<u>100-350-3526</u> Library Fines	1,120.00	91.50	91.50	0.00	-1,028.50	91.83 %
<u>100-350-3527</u> Justice of Peace #1 Fines	90,000.00	2,450.16	2,450.16	0.00	-87,549.84	97.28 %
<u>100-350-3528</u> Justice of Peace #2 Fines	50,000.00	2,878.53	2,878.53	0.00	-47,121.47	94.24 %
<u>100-350-3529</u> Justice of Peace #3 Fines	60,000.00	940.74	940.74	0.00	-59,059.26	98.43 %
<u>100-350-3530</u> Justice of Peace #4 Fines	25,000.00	2,501.00	2,501.00	0.00	-22,499.00	90.00 %
<u>100-350-3531</u> County Court Fines	20,000.00	0.00	0.00	0.00	-20,000.00	100.00 %
<u>100-350-3532</u> Bond Forfeitures	500.00	0.00	0.00	0.00	-500.00	100.00 %
<u>100-350-3553</u> Truancy Court Cost \$50	500.00	210.76	210.76	0.00	-289.24	57.85 %
<u>100-350-3554</u> Administrative Transaction Fees	2,500.00	102.03	102.03	0.00	-2,397.97	95.92 %
<u>100-350-3555</u> Omni Fees	1,000.00	146.54	146.54	0.00	-853.46	85.35 %
<u>100-350-3556</u> County Speciality Court Acct	500.00	126.44	126.44	0.00	-373.56	74.71 %
<u>100-350-3557</u> Book Replacement Fees	0.00	89.50	89.50	0.00	89.50	0.00 %
RevCategory: 35 - Fees & Fines Total:	849,920.00	48,477.40	48,477.40	0.00	-801,442.60	94.30 %
RevCategory: 37 - Interest						
<u>100-370-3700</u> Interest	10,000.00	748.14	748.14	0.00	-9,251.86	92.52 %
RevCategory: 37 - Interest Total:	10,000.00	748.14	748.14	0.00	-9,251.86	92.52 %
RevCategory: 38 - Miscellaneous Revenues						
<u>100-380-3800</u> Sale of Assets	0.00	62,605.12	62,605.12	0.00	62,605.12	0.00 %
<u>100-380-3801</u> Donations	0.00	0.00	0.00	0.00	0.00	0.00 %
<u>100-380-3802</u> Royalties	2,000.00	287.47	287.47	0.00	-1,712.53	85.63 %
<u>100-380-3805</u> Vending Machines	300.00	0.00	0.00	0.00	-300.00	100.00 %
<u>100-380-3820</u> Miscellaneous Revenue	20,000.00	1,856.53	1,856.53	0.00	-18,143.47	90.72 %
RevCategory: 38 - Miscellaneous Revenues Total:	22,300.00	64,749.12	64,749.12	0.00	42,449.12	190.35 %

Auditor's Budget Report

For Fiscal: 2021-2022 Period Ending: 10/31/2021

	Current Total Budget	Period Activity	Fiscal Activity	Encumbrances	Variance Favorable (Unfavorable)	Percent Remaining
RevCategory: 39 - Transfers In						
<u>100-390-3999</u> Lease Proceeds - Other Financing Sources	0.00	0.00	0.00	0.00	0.00	0.00 %
RevCategory: 39 - Transfers In Total:	0.00	0.00	0.00	0.00	0.00	0.00 %
Revenue Total:	14,370,268.76	1,526,152.59	1,526,152.59	0.00	-12,844,116.17	89.38 %
Expense						
Department: 401 - Commissioner's Court						
<u>100-401-1000</u> Salary Elected Official	177,990.48	14,732.54	14,732.54	0.00	163,257.94	91.72 %
<u>100-401-1200</u> Salary Regular Employee	30,197.20	2,516.44	2,516.44	0.00	27,680.76	91.67 %
<u>100-401-1400</u> Longevity	720.00	60.00	60.00	0.00	660.00	91.67 %
<u>100-401-1900</u> Salary Supplements	25,200.00	2,100.00	2,100.00	0.00	23,100.00	91.67 %
<u>100-401-1960</u> Leave Time / Excess Comp Paid	1.00	0.00	0.00	0.00	1.00	100.00 %
<u>100-401-2200</u> FICA Taxes	17,909.31	1,443.44	1,443.44	0.00	16,465.87	91.94 %
<u>100-401-2300</u> Retirement Match	19,810.28	1,236.38	1,236.38	0.00	18,573.90	93.76 %
<u>100-401-3010</u> Office Supplies	400.00	0.00	0.00	0.00	400.00	100.00 %
<u>100-401-4230</u> Bonds	0.00	0.00	0.00	0.00	0.00	0.00 %
<u>100-401-4490</u> Legal Ads & Notices	1,500.00	0.00	0.00	0.00	1,500.00	100.00 %
<u>100-401-4502</u> Educational Expense	8,000.00	2,720.12	2,720.12	0.00	5,279.88	66.00 %
<u>100-401-4600</u> Assoc & Organization Dues	2,900.00	0.00	0.00	0.00	2,900.00	100.00 %
Department: 401 - Commissioner's Court Total:	284,628.27	24,808.92	24,808.92	0.00	259,819.35	91.28 %
Department: 403 - County Clerk						
<u>100-403-1000</u> Salary Elected Official	45,942.48	3,828.54	3,828.54	0.00	42,113.94	91.67 %
<u>100-403-1200</u> Salary Regular Employee	114,920.00	9,576.70	9,576.70	0.00	105,343.30	91.67 %
<u>100-403-1300</u> Part Time Employees	0.00	0.00	0.00	0.00	0.00	0.00 %
<u>100-403-1400</u> Longevity	1,822.00	140.00	140.00	0.00	1,682.00	92.32 %
<u>100-403-1960</u> Leave Time / Excess Comp Paid	1.00	0.00	0.00	0.00	1.00	100.00 %
<u>100-403-2200</u> FICA Taxes	12,445.44	998.42	998.42	0.00	11,447.02	91.98 %
<u>100-403-2300</u> Retirement Match	13,766.45	862.84	862.84	0.00	12,903.61	93.73 %
<u>100-403-3010</u> Office Supplies	8,000.00	329.48	329.48	0.00	7,670.52	95.88 %
<u>100-403-3035</u> Remote Birth Certificates	2,400.00	0.00	0.00	0.00	2,400.00	100.00 %
<u>100-403-3095</u> Books & Publications	250.00	0.00	0.00	0.00	250.00	100.00 %
<u>100-403-4230</u> Bonds	332.00	0.00	0.00	0.00	332.00	100.00 %
<u>100-403-4502</u> Educational Expense	3,500.00	273.26	273.26	0.00	3,226.74	92.19 %
<u>100-403-4520</u> Local Travel Reimbursement	50.00	0.00	0.00	0.00	50.00	100.00 %
<u>100-403-4600</u> Assoc & Organization Dues	245.00	0.00	0.00	0.00	245.00	100.00 %
Department: 403 - County Clerk Total:	203,674.37	16,009.24	16,009.24	0.00	187,665.13	92.14 %
Department: 405 - Veterans						
<u>100-405-7000</u> VETERANS TRANSPORTATION GRANT	0.00	0.00	0.00	0.00	0.00	0.00 %
Department: 405 - Veterans Total:	0.00	0.00	0.00	0.00	0.00	0.00 %
Department: 406 - Emergency Management						
<u>100-406-1300</u> Part Time Employee	20,200.00	1,683.34	1,683.34	0.00	18,516.66	91.67 %
<u>100-406-1960</u> Excess Comp	1.00	0.00	0.00	0.00	1.00	100.00 %
<u>100-406-2200</u> FICA Taxes	1,545.38	128.76	128.76	0.00	1,416.62	91.67 %
<u>100-406-2300</u> Retirement Match	1,709.41	107.22	107.22	0.00	1,602.19	93.73 %
<u>100-406-3430</u> Equipment Repair & Maintenance	2,500.00	0.00	0.00	0.00	2,500.00	100.00 %
<u>100-406-3485</u> COVID-19 Expenses	0.00	0.00	0.00	0.00	0.00	0.00 %
<u>100-406-3506</u> Travel/Meals/Mileage	500.00	0.00	0.00	0.00	500.00	100.00 %
<u>100-406-4495</u> Contracted Services	0.00	0.00	0.00	0.00	0.00	0.00 %
<u>100-406-5500</u> Vehicles	0.00	0.00	0.00	0.00	0.00	0.00 %
<u>100-406-7000</u> Grant	0.00	0.00	0.00	0.00	0.00	0.00 %
<u>100-406-7002</u> COVID Payroll Contra	0.00	0.00	0.00	0.00	0.00	0.00 %
Department: 406 - Emergency Management Total	26,455.79	1,919.32	1,919.32	0.00	24,536.47	92.75 %
Department: 409 - Non-Departmental						
<u>100-409-1200</u> Payroll Accrual (use at FY end only)	0.00	-1,135.00	-1,135.00	0.00	1,135.00	0.00 %
<u>100-409-1400</u> FY Raise	36,300.00	2,625.00	2,625.00	0.00	33,675.00	92.77 %
<u>100-409-1960</u> Leave Time Contingency	1.50	0.00	0.00	0.00	1.50	100.00 %
<u>100-409-2200</u> FICA Taxes	2,777.06	210.75	210.75	0.00	2,566.31	92.41 %

Auditor's Budget Report

For Fiscal: 2021-2022 Period Ending: 10/31/2021

	Current Total Budget	Period Activity	Fiscal Activity	Encumbrances	Variance Favorable (Unfavorable)	Percent Remaining
<u>100-409-2300</u> Retirement Match	3,071.83	182.62	182.62	0.00	2,889.21	94.06 %
<u>100-409-2400</u> Workers' Comp	98,000.00	23,786.99	23,786.99	0.00	74,213.01	75.73 %
<u>100-409-2500</u> Unemployment Comp	15,000.00	558.56	558.56	0.00	14,441.44	96.28 %
<u>100-409-3015</u> Bank Fees	250.00	0.00	0.00	0.00	250.00	100.00 %
<u>100-409-3080</u> Postage	41,000.00	13,010.90	13,010.90	0.00	27,989.10	68.27 %
<u>100-409-3090</u> Post Office Box Rental	420.00	0.00	0.00	0.00	420.00	100.00 %
<u>100-409-3502</u> Christmas Lights/Yulefest/Employee Luncheon	7,500.00	0.00	0.00	0.00	7,500.00	100.00 %
<u>100-409-4010</u> Petit Jury	1,000.00	0.00	0.00	0.00	1,000.00	100.00 %
<u>100-409-4140</u> Omnibase JP Collection Services	1,300.00	0.00	0.00	0.00	1,300.00	100.00 %
<u>100-409-4160</u> Audit & Accounting Fees	37,800.00	0.00	0.00	0.00	37,800.00	100.00 %
<u>100-409-4170</u> Legislative & Administrative Activities	0.00	0.00	0.00	0.00	0.00	0.00 %
<u>100-409-4175</u> Postmortem Expenses	43,000.00	0.00	0.00	0.00	43,000.00	100.00 %
<u>100-409-4200</u> Property & General Liability Insurance	221,000.00	75,465.00	75,465.00	0.00	145,535.00	65.85 %
<u>100-409-4410</u> Service Agreements	22,560.00	205.50	205.50	0.00	22,354.50	99.09 %
<u>100-409-4491</u> Game Room Inspections	0.00	0.00	0.00	0.00	0.00	0.00 %
<u>100-409-4492</u> Game Room Misc Expense	0.00	0.00	0.00	0.00	0.00	0.00 %
<u>100-409-4495</u> Contracted Services	26,000.00	243.00	243.00	0.00	25,757.00	99.07 %
<u>100-409-4496</u> Lobbying	0.00	0.00	0.00	0.00	0.00	0.00 %
<u>100-409-4600</u> Assoc & Organization Dues	11,100.00	0.00	0.00	0.00	11,100.00	100.00 %
<u>100-409-4700</u> Lease Payments	0.00	0.00	0.00	0.00	0.00	0.00 %
<u>100-409-4811</u> Indigent Cemetery Costs	10,500.00	0.00	0.00	0.00	10,500.00	100.00 %
<u>100-409-4955</u> Contingency	197,741.46	0.00	0.00	0.00	197,741.46	100.00 %
<u>100-409-4957</u> Capital Murder Contingency	36,000.00	0.00	0.00	0.00	36,000.00	100.00 %
<u>100-409-4958</u> Capital Improvement Contingency	60,000.00	0.00	0.00	4,301.22	55,698.78	92.83 %
<u>100-409-5400</u> Office Machines & Equipment	12,000.00	0.00	0.00	0.00	12,000.00	100.00 %
<u>100-409-5450</u> Furniture & Fixtures	2,000.00	0.00	0.00	199.98	1,800.02	90.00 %
<u>100-409-5500</u> Vehicles	0.00	0.00	0.00	0.00	0.00	0.00 %
<u>100-409-5700</u> Insured Items Replacement/Repair	50,000.00	154.95	154.95	0.00	49,845.05	99.69 %
Department: 409 - Non-Departmental Total:	936,321.85	115,308.27	115,308.27	4,501.20	816,512.38	87.20 %
Department: 410 - Tele Communications						
<u>100-410-4330</u> Local Telephone Service	80,000.00	13,127.56	13,127.56	0.00	66,872.44	83.59 %
<u>100-410-4335</u> Cell Phone Service	3,800.00	0.00	0.00	0.00	3,800.00	100.00 %
Department: 410 - Tele Communications Total:	83,800.00	13,127.56	13,127.56	0.00	70,672.44	84.39 %
Department: 411 - Computer						
<u>100-411-3010</u> Office Supplies	1,000.00	0.00	0.00	0.00	1,000.00	100.00 %
<u>100-411-4450</u> Software Maintenance	297,000.00	236,564.20	236,564.20	0.00	60,435.80	20.35 %
<u>100-411-4495</u> Contracted Services	59,600.00	4,000.00	4,000.00	0.00	55,600.00	93.29 %
<u>100-411-5200</u> Computer Equipment	60,000.00	0.00	0.00	2,208.92	57,791.08	96.32 %
<u>100-411-5250</u> Computer Software	8,000.00	0.00	0.00	0.00	8,000.00	100.00 %
Department: 411 - Computer Total:	425,600.00	240,564.20	240,564.20	2,208.92	182,826.88	42.96 %
Department: 426 - County Court						
<u>100-426-1200</u> Salary Regular Employee	38,041.60	3,170.14	3,170.14	0.00	34,871.46	91.67 %
<u>100-426-1400</u> Longevity	720.00	60.00	60.00	0.00	660.00	91.67 %
<u>100-426-1960</u> Leave Time / Excess Comp Paid	3,250.00	144.09	144.09	0.00	3,105.91	95.57 %
<u>100-426-2200</u> FICA Taxes	3,213.89	236.60	236.60	0.00	2,977.29	92.64 %
<u>100-426-2300</u> Retirement Match	3,555.02	214.94	214.94	0.00	3,340.08	93.95 %
<u>100-426-3010</u> Office Supplies	1,500.00	0.00	0.00	0.00	1,500.00	100.00 %
<u>100-426-3095</u> Books & Publications	400.00	0.00	0.00	0.00	400.00	100.00 %
<u>100-426-4010</u> Petit Jury	5,000.00	0.00	0.00	0.00	5,000.00	100.00 %
<u>100-426-4015</u> Sub Court Reporter	12,000.00	850.00	850.00	0.00	11,150.00	92.92 %
<u>100-426-4110</u> Senate Bill 7 Appointments	50,000.00	2,872.50	2,872.50	0.00	47,127.50	94.26 %
<u>100-426-4135</u> Court Costs & Services	9,000.00	0.00	0.00	0.00	9,000.00	100.00 %
<u>100-426-4145</u> Transcripts	0.00	0.00	0.00	0.00	0.00	0.00 %
<u>100-426-4502</u> Educational Expense	1,500.00	0.00	0.00	0.00	1,500.00	100.00 %
<u>100-426-4600</u> Association & Organizational Dues	200.00	200.00	200.00	0.00	0.00	0.00 %
<u>100-426-7002</u> COVID Payroll Contra	0.00	0.00	0.00	0.00	0.00	0.00 %
Department: 426 - County Court Total:	128,380.51	7,748.27	7,748.27	0.00	120,632.24	93.96 %

Auditor's Budget Report

For Fiscal: 2021-2022 Period Ending: 10/31/2021

	Current Total Budget	Period Activity	Fiscal Activity	Encumbrances	Variance Favorable (Unfavorable)	Percent Remaining
Department: 435 - 115th District Court						
<u>100-435-1100</u> Salary Appointed Official	70,598.00	5,883.18	5,883.18	0.00	64,714.82	91.67 %
<u>100-435-1200</u> Salary Regular Employees	68,170.40	5,455.88	5,455.88	0.00	62,714.52	92.00 %
<u>100-435-1300</u> Wages Part Time Employees	0.00	0.00	0.00	0.00	0.00	0.00 %
<u>100-435-1400</u> Longevity	756.00	56.00	56.00	0.00	700.00	92.59 %
<u>100-435-1960</u> Leave Time / Excess Comp Paid	0.00	0.00	0.00	0.00	0.00	0.00 %
<u>100-435-2200</u> FICA Taxes	10,673.62	850.56	850.56	0.00	9,823.06	92.03 %
<u>100-435-2300</u> Retirement Match	11,806.56	725.88	725.88	0.00	11,080.68	93.85 %
<u>100-435-3010</u> Office Supplies	1,500.00	0.00	0.00	0.00	1,500.00	100.00 %
<u>100-435-3090</u> Post Office Box Rental	72.00	84.00	84.00	0.00	-12.00	-16.67 %
<u>100-435-3095</u> Books & Publications	6,000.00	445.70	445.70	0.00	5,554.30	92.57 %
<u>100-435-3110</u> Uniforms & Accessories - Bailiff	300.00	0.00	0.00	0.00	300.00	100.00 %
<u>100-435-4010</u> Petit Jury	15,000.00	1,090.00	1,090.00	0.00	13,910.00	92.73 %
<u>100-435-4011</u> Grand Jury	7,500.00	0.00	0.00	0.00	7,500.00	100.00 %
<u>100-435-4013</u> Visiting Judge	1,000.00	0.00	0.00	0.00	1,000.00	100.00 %
<u>100-435-4015</u> Sub Court Reporter	6,000.00	0.00	0.00	0.00	6,000.00	100.00 %
<u>100-435-4110</u> Senate Bill 7 Appointments	200,000.00	5,565.00	5,565.00	0.00	194,435.00	97.22 %
<u>100-435-4120</u> Court Appointed Atty - Civil	200,000.00	4,892.80	4,892.80	0.00	195,107.20	97.55 %
<u>100-435-4125</u> Capital Murder Trial Expenses	0.00	0.00	0.00	0.00	0.00	0.00 %
<u>100-435-4135</u> Court Costs & Services	5,000.00	275.00	275.00	0.00	4,725.00	94.50 %
<u>100-435-4145</u> Transcripts	10,000.00	3,288.00	3,288.00	0.00	6,712.00	67.12 %
<u>100-435-4150</u> Juror Expenses	500.00	0.00	0.00	0.00	500.00	100.00 %
<u>100-435-4185</u> Psychological Evaluations	10,000.00	1,500.00	1,500.00	0.00	8,500.00	85.00 %
<u>100-435-4340</u> Dedicated Phone Line	0.00	0.00	0.00	0.00	0.00	0.00 %
<u>100-435-4495</u> Contracted Services	0.00	0.00	0.00	0.00	0.00	0.00 %
<u>100-435-4502</u> Educational Expense	3,000.00	0.00	0.00	0.00	3,000.00	100.00 %
<u>100-435-4520</u> Local Travel Reimbursement	100.00	0.00	0.00	0.00	100.00	100.00 %
<u>100-435-4600</u> Assoc & Organization Dues	4,600.00	4,330.06	4,330.06	0.00	269.94	5.87 %
Department: 435 - 115th District Court Total:	632,576.58	34,442.06	34,442.06	0.00	598,134.52	94.56 %
Department: 450 - District Clerk						
<u>100-450-1000</u> Salary Elected Official	45,942.48	3,828.54	3,828.54	0.00	42,113.94	91.67 %
<u>100-450-1200</u> Salary Regular Employee	143,552.00	12,096.78	12,096.78	0.00	131,455.22	91.57 %
<u>100-450-1400</u> Longevity	710.00	36.00	36.00	0.00	674.00	94.93 %
<u>100-450-1900</u> Salary Supplements	0.00	0.00	0.00	0.00	0.00	0.00 %
<u>100-450-1960</u> Leave Time / Excess Comp Paid	600.00	0.00	0.00	0.00	600.00	100.00 %
<u>100-450-2200</u> FICA Taxes	14,596.54	1,198.68	1,198.68	0.00	13,397.86	91.79 %
<u>100-450-2300</u> Retirement Match	16,145.88	1,016.71	1,016.71	0.00	15,129.17	93.70 %
<u>100-450-3010</u> Office Supplies	13,000.00	2,009.08	2,009.08	1,124.98	9,865.94	75.89 %
<u>100-450-3095</u> Books & Publications	200.00	0.00	0.00	0.00	200.00	100.00 %
<u>100-450-4230</u> Bonds	500.00	0.00	0.00	0.00	500.00	100.00 %
<u>100-450-4502</u> Educational Expense	2,200.00	200.00	200.00	0.00	2,000.00	90.91 %
<u>100-450-4520</u> Local Travel Reimbursement	0.00	0.00	0.00	0.00	0.00	0.00 %
<u>100-450-4600</u> Assoc & Organization Dues	200.00	0.00	0.00	0.00	200.00	100.00 %
<u>100-450-7002</u> COVID Payroll Contra	0.00	0.00	0.00	0.00	0.00	0.00 %
Department: 450 - District Clerk Total:	237,646.90	20,385.79	20,385.79	1,124.98	216,136.13	90.95 %
Department: 451 - Justice of the Peace #1						
<u>100-451-1000</u> Salary Elected Official	38,242.00	3,186.84	3,186.84	0.00	35,055.16	91.67 %
<u>100-451-1200</u> Salary Regular Employee	53,600.00	4,466.68	4,466.68	0.00	49,133.32	91.67 %
<u>100-451-1300</u> Wages Part Time Employees	0.00	0.00	0.00	0.00	0.00	0.00 %
<u>100-451-1400</u> Longevity	462.00	32.00	32.00	0.00	430.00	93.07 %
<u>100-451-1900</u> Salary Supplements	0.00	0.00	0.00	0.00	0.00	0.00 %
<u>100-451-1960</u> Leave Time / Excess Comp Paid	800.00	0.00	0.00	0.00	800.00	100.00 %
<u>100-451-2200</u> FICA Taxes	7,122.46	557.98	557.98	0.00	6,564.48	92.17 %
<u>100-451-2300</u> Retirement Match	7,878.46	489.56	489.56	0.00	7,388.90	93.79 %
<u>100-451-3010</u> Office Supplies	2,500.00	0.00	0.00	0.00	2,500.00	100.00 %
<u>100-451-4230</u> Bonds	250.00	0.00	0.00	0.00	250.00	100.00 %
<u>100-451-4502</u> Educational Expense	2,000.00	0.00	0.00	0.00	2,000.00	100.00 %
<u>100-451-4520</u> Local Travel Reimbursement	0.00	0.00	0.00	0.00	0.00	0.00 %

Auditor's Budget Report

For Fiscal: 2021-2022 Period Ending: 10/31/2021

	Current Total Budget	Period Activity	Fiscal Activity	Encumbrances	Variance Favorable (Unfavorable)	Percent Remaining
Department: 451 - Justice of the Peace #1 Total:	113,054.92	8,733.06	8,733.06	0.00	104,321.86	100.00 %
Department: 452 - Justice of the Peace #2						
100-452-1000 Salary Elected Official	40,642.00	3,386.84	3,386.84	0.00	37,255.16	91.67 %
100-452-1200 Salary Regular Employee	28,505.68	2,375.48	2,375.48	0.00	26,130.20	91.67 %
100-452-1400 Longevity	306.00	24.00	24.00	0.00	282.00	92.16 %
100-452-1960 Leave Time / Excess Comp Paid	100.00	0.00	0.00	0.00	100.00	100.00 %
100-452-2200 FICA Taxes	5,320.86	418.58	418.58	0.00	4,902.28	92.13 %
100-452-2300 Retirement Match	5,885.63	368.58	368.58	0.00	5,517.05	93.74 %
100-452-3010 Office Supplies	2,500.00	0.00	0.00	0.00	2,500.00	100.00 %
100-452-4230 Bonds	250.00	0.00	0.00	0.00	250.00	100.00 %
100-452-4502 Educational Expense	1,915.00	0.00	0.00	0.00	1,915.00	100.00 %
100-452-4520 Local Travel Reimbursement	0.00	0.00	0.00	0.00	0.00	0.00 %
100-452-4600 Assoc & Organization Dues	285.00	0.00	0.00	0.00	285.00	100.00 %
Department: 452 - Justice of the Peace #2 Total:	85,710.17	5,573.48	5,573.48	0.00	79,136.69	92.33 %
Department: 453 - Justice of the Peace #3						
100-453-1000 Salary Elected Official	38,242.00	3,186.84	3,186.84	0.00	35,055.16	91.67 %
100-453-1200 Salary Regular Employee	27,400.00	2,283.34	2,283.34	0.00	25,116.66	91.67 %
100-453-1300 Wages Part Time Employees	0.00	0.00	0.00	0.00	0.00	0.00 %
100-453-1400 Longevity	30.00	0.00	0.00	0.00	30.00	100.00 %
100-453-1960 Leave Time / Excess Comp Paid	1.00	0.00	0.00	0.00	1.00	100.00 %
100-453-2200 FICA Taxes	5,023.98	405.57	405.57	0.00	4,618.41	91.93 %
100-453-2300 Retirement Match	5,557.25	348.44	348.44	0.00	5,208.81	93.73 %
100-453-3010 Office Supplies	2,000.00	160.77	160.77	0.00	1,839.23	91.96 %
100-453-3095 Books & Publications	0.00	0.00	0.00	0.00	0.00	0.00 %
100-453-4230 Bonds	250.00	0.00	0.00	0.00	250.00	100.00 %
100-453-4502 Educational Expense	1,700.00	0.00	0.00	0.00	1,700.00	100.00 %
100-453-4520 Local Travel Reimbursement	850.00	0.00	0.00	0.00	850.00	100.00 %
100-453-4600 Assoc & Organization Dues	150.00	0.00	0.00	0.00	150.00	100.00 %
Department: 453 - Justice of the Peace #3 Total:	81,204.23	6,384.96	6,384.96	0.00	74,819.27	92.14 %
Department: 454 - Justice of the Peace #4						
100-454-1000 Salary Elected Official	38,242.08	3,186.84	3,186.84	0.00	35,055.24	91.67 %
100-454-1200 Salary Regular Employee	27,400.00	1,496.80	1,496.80	0.00	25,903.20	94.54 %
100-454-1400 Longevity	132.00	8.00	8.00	0.00	124.00	93.94 %
100-454-1960 Leave Time / Excess Comp Paid	500.00	0.00	0.00	0.00	500.00	100.00 %
100-454-2200 FICA Taxes	5,069.97	348.91	348.91	0.00	4,721.06	93.12 %
100-454-2300 Retirement Match	5,608.11	298.85	298.85	0.00	5,309.26	94.67 %
100-454-3010 Office Supplies	2,000.00	0.00	0.00	0.00	2,000.00	100.00 %
100-454-4230 Bonds	250.00	0.00	0.00	0.00	250.00	100.00 %
100-454-4502 Educational Expense	2,300.00	0.00	0.00	0.00	2,300.00	100.00 %
100-454-4520 Local Travel Reimbursement	0.00	0.00	0.00	0.00	0.00	0.00 %
100-454-4600 Assoc & Organization Dues	255.00	0.00	0.00	0.00	255.00	100.00 %
100-454-7002 COVID Payroll Contra	0.00	0.00	0.00	0.00	0.00	0.00 %
Department: 454 - Justice of the Peace #4 Total:	81,757.16	5,339.40	5,339.40	0.00	76,417.76	93.47 %
Department: 476 - District Attorney						
100-476-1200 Salary Regular Employee	398,296.56	32,344.72	32,344.72	0.00	365,951.84	91.88 %
100-476-1250 State Longevity	1,200.00	120.00	120.00	0.00	1,080.00	90.00 %
100-476-1400 Longevity	3,290.00	248.00	248.00	0.00	3,042.00	92.46 %
100-476-1650 Law Enforcement Taxable Travel Stipend	1.00	0.00	0.00	0.00	1.00	100.00 %
100-476-1900 DA Supplement-State Appropriation	27,500.00	2,064.16	2,064.16	0.00	25,435.84	92.49 %
100-476-1950 Elected DA Supplement	0.00	0.00	0.00	0.00	0.00	0.00 %
100-476-1960 Leave Time / Excess Comp Paid	1.00	0.00	0.00	0.00	1.00	100.00 %
100-476-2200 FICA Taxes	32,917.07	2,576.66	2,576.66	0.00	30,340.41	92.17 %
100-476-2300 Retirement Match	36,411.02	2,215.30	2,215.30	0.00	34,195.72	93.92 %
100-476-3010 Office Supplies	8,000.00	62.94	62.94	227.50	7,709.56	96.37 %
100-476-3095 Books & Publications	2,000.00	0.00	0.00	0.00	2,000.00	100.00 %
100-476-3105 Investigative Expenses	12,000.00	0.00	0.00	0.00	12,000.00	100.00 %

Auditor's Budget Report

For Fiscal: 2021-2022 Period Ending: 10/31/2021

	Current Total Budget	Period Activity	Fiscal Activity	Encumbrances	Variance Favorable (Unfavorable)	Percent Remaining
<u>100-476-3200</u> Gasoline	2,000.00	157.20	157.20	0.00	1,842.80	92.14 %
<u>100-476-3420</u> Vehicle Repair & Maintenance	1,000.00	0.00	0.00	0.00	1,000.00	100.00 %
<u>100-476-4130</u> Cash Match for FVI Grant	57,172.49	3,738.75	3,738.75	0.00	53,433.74	93.46 %
<u>100-476-4131</u> Cash Match V.A. Grant	2,800.00	161.18	161.18	0.00	2,638.82	94.24 %
<u>100-476-4132</u> Cash Match Travel & Training- V.A. Grant	0.00	0.00	0.00	0.00	0.00	0.00 %
<u>100-476-4133</u> Cash Match Supplies/Equip-V.A. Grant	0.00	0.00	0.00	0.00	0.00	0.00 %
<u>100-476-4134</u> Grant Insurance Expense Transfer	0.00	0.00	0.00	0.00	0.00	0.00 %
<u>100-476-4135</u> Court Costs & Services	2,000.00	0.00	0.00	0.00	2,000.00	100.00 %
<u>100-476-4145</u> Transcripts	1,500.00	0.00	0.00	0.00	1,500.00	100.00 %
<u>100-476-4230</u> Bonds	500.00	0.00	0.00	0.00	500.00	100.00 %
<u>100-476-4502</u> Educational Expense	10,000.00	0.00	0.00	0.00	10,000.00	100.00 %
<u>100-476-4600</u> Assoc & Organization Dues	2,000.00	50.00	50.00	0.00	1,950.00	97.50 %
<u>100-476-5500</u> Vehicles	0.00	0.00	0.00	0.00	0.00	0.00 %
<u>100-476-7000</u> Grant Expenditures	0.00	0.00	0.00	0.00	0.00	0.00 %
<u>100-476-7002</u> COVID Payroll Contra	0.00	0.00	0.00	0.00	0.00	0.00 %
Department: 476 - District Attorney Total:	600,589.14	43,738.91	43,738.91	227.50	556,622.73	92.68 %
Department: 490 - Elections						
<u>100-490-1100</u> Salary Appointed Official	43,400.00	3,616.68	3,616.68	0.00	39,783.32	91.67 %
<u>100-490-1200</u> Salary Regular Employee	27,400.00	2,283.34	2,283.34	0.00	25,116.66	91.67 %
<u>100-490-1400</u> Longevity	472.00	36.00	36.00	0.00	436.00	92.37 %
<u>100-490-1500</u> Election Workers	20,500.00	0.00	0.00	0.00	20,500.00	100.00 %
<u>100-490-1960</u> Leave Time / Excess Comp Paid	500.00	0.00	0.00	0.00	500.00	100.00 %
<u>100-490-2200</u> FICA Taxes	7,058.80	434.30	434.30	0.00	6,624.50	93.85 %
<u>100-490-2300</u> Retirement Match	6,073.35	378.12	378.12	0.00	5,695.23	93.77 %
<u>100-490-3040</u> Election Materials	9,000.00	0.00	0.00	0.00	9,000.00	100.00 %
<u>100-490-3049</u> Chapter 19 expenditures	10,000.00	0.00	0.00	0.00	10,000.00	100.00 %
<u>100-490-4502</u> Educational Expense	2,700.00	750.00	750.00	0.00	1,950.00	72.22 %
<u>100-490-4520</u> Local Travel Reimbursement	300.00	0.00	0.00	0.00	300.00	100.00 %
<u>100-490-4700</u> Equipment Payments	55,320.00	0.00	0.00	0.00	55,320.00	100.00 %
<u>100-490-4750</u> Facilities Lease	100.00	0.00	0.00	0.00	100.00	100.00 %
<u>100-490-5200</u> Computer Equipment	30,500.00	0.00	0.00	0.00	30,500.00	100.00 %
<u>100-490-6500</u> Interest-Equipment Lease	0.00	0.00	0.00	0.00	0.00	0.00 %
Department: 490 - Elections Total:	213,324.15	7,498.44	7,498.44	0.00	205,825.71	96.48 %
Department: 495 - County Auditor						
<u>100-495-1100</u> Salary Appointed Official	58,400.00	4,866.68	4,866.68	0.00	53,533.32	91.67 %
<u>100-495-1200</u> Salary Regular Employee	72,800.00	6,066.68	6,066.68	0.00	66,733.32	91.67 %
<u>100-495-1400</u> Longevity	1,538.00	120.00	120.00	0.00	1,418.00	92.20 %
<u>100-495-1960</u> Leave Time / Excess Comp Paid	1.00	0.00	0.00	0.00	1.00	100.00 %
<u>100-495-2200</u> FICA Taxes	10,154.53	814.22	814.22	0.00	9,340.31	91.98 %
<u>100-495-2300</u> Retirement Match	11,232.38	704.12	704.12	0.00	10,528.26	93.73 %
<u>100-495-3010</u> Office Supplies	1,200.00	0.00	0.00	0.00	1,200.00	100.00 %
<u>100-495-3095</u> Books & Publications	300.00	0.00	0.00	0.00	300.00	100.00 %
<u>100-495-4230</u> Bonds	200.00	100.00	100.00	0.00	100.00	50.00 %
<u>100-495-4502</u> Educational Expense	2,400.00	0.00	0.00	0.00	2,400.00	100.00 %
<u>100-495-4600</u> Assoc & Organization Dues	400.00	0.00	0.00	0.00	400.00	100.00 %
<u>100-495-7002</u> COVID Payroll Contra	0.00	0.00	0.00	0.00	0.00	0.00 %
Department: 495 - County Auditor Total:	158,625.91	12,671.70	12,671.70	0.00	145,954.21	92.01 %
Department: 497 - County Treasurer						
<u>100-497-1000</u> Salary Elected Official	45,942.48	3,828.54	3,828.54	0.00	42,113.94	91.67 %
<u>100-497-1200</u> Salary Regular Employee	91,884.48	7,657.06	7,657.06	0.00	84,227.42	91.67 %
<u>100-497-1300</u> Wages Part Time Employees	0.00	0.00	0.00	0.00	0.00	0.00 %
<u>100-497-1400</u> Longevity	1,238.00	96.00	96.00	0.00	1,142.00	92.25 %
<u>100-497-1960</u> Leave Time / Excess Comp Paid	0.00	0.00	0.00	0.00	0.00	0.00 %
<u>100-497-2200</u> FICA Taxes	10,638.47	841.28	841.28	0.00	9,797.19	92.09 %
<u>100-497-2300</u> Retirement Match	11,767.68	737.74	737.74	0.00	11,029.94	93.73 %
<u>100-497-3010</u> Office Supplies	3,900.00	6.88	6.88	1,718.83	2,174.29	55.75 %
<u>100-497-4230</u> Bonds	100.00	0.00	0.00	0.00	100.00	100.00 %

Auditor's Budget Report

For Fiscal: 2021-2022 Period Ending: 10/31/2021

	Current Total Budget	Period Activity	Fiscal Activity	Encumbrances	Variance Favorable (Unfavorable)	Percent Remaining
Department: 497 - County Treasurer Total:	171,521.11	13,167.50	13,167.50	1,718.83	156,634.78	91.32 %
Department: 499 - Tax Assessor						
100-499-1000 Salary Elected Official	45,942.48	3,828.54	3,828.54	0.00	42,113.94	91.67 %
100-499-1200 Salary Regular Employee	312,675.20	25,211.31	25,211.31	0.00	287,463.89	91.94 %
100-499-1300 Part Time Employees	0.00	0.00	0.00	0.00	0.00	0.00 %
100-499-1400 Longevity	2,804.00	216.00	216.00	0.00	2,588.00	92.30 %
100-499-1960 Leave Time / Excess Comp Paid	350.00	0.00	0.00	0.00	350.00	100.00 %
100-499-2200 FICA Taxes	27,675.53	2,117.90	2,117.90	0.00	25,557.63	92.35 %
100-499-2300 Retirement Match	30,613.12	1,863.62	1,863.62	0.00	28,749.50	93.91 %
100-499-3010 Office Supplies	4,950.00	0.00	0.00	0.00	4,950.00	100.00 %
100-499-4230 Bonds	511.00	511.00	511.00	0.00	0.00	0.00 %
100-499-4495 Contracted Services	25,000.00	10,000.00	10,000.00	0.00	15,000.00	60.00 %
100-499-4502 Educational Expense	5,500.00	1,097.76	1,097.76	0.00	4,402.24	80.04 %
100-499-4520 Local Travel Reimbursement	2,000.00	0.00	0.00	0.00	2,000.00	100.00 %
100-499-4600 Assoc & Organization Dues	450.00	0.00	0.00	0.00	450.00	100.00 %
100-499-5200 Computer Equipment & Software	32,500.00	2,500.00	2,500.00	0.00	30,000.00	92.31 %
100-499-7002 COVID Payroll Contra	0.00	0.00	0.00	0.00	0.00	0.00 %
Department: 499 - Tax Assessor Total:	490,971.33	47,346.13	47,346.13	0.00	443,625.20	90.36 %
Department: 505 - Appraisal District						
100-505-4640 Appraisal District Pro-Rata	277,394.25	0.00	0.00	0.00	277,394.25	100.00 %
Department: 505 - Appraisal District Total:	277,394.25	0.00	0.00	0.00	277,394.25	100.00 %
Department: 510 - County Buildings						
100-510-1100 Salary Appointed Official	37,576.00	3,131.34	3,131.34	0.00	34,444.66	91.67 %
100-510-1200 Salary Regular Employee	52,800.08	3,661.03	3,661.03	0.00	49,139.05	93.07 %
100-510-1300 Wages Part Time Employees	0.00	0.00	0.00	0.00	0.00	0.00 %
100-510-1400 Longevity	714.00	52.00	52.00	0.00	662.00	92.72 %
100-510-1960 Leave Time / Excess Comp Paid	560.00	0.00	0.00	0.00	560.00	100.00 %
100-510-2200 FICA Taxes	7,011.23	522.32	522.32	0.00	6,488.91	92.55 %
100-510-2300 Retirement Match	7,755.43	435.99	435.99	0.00	7,319.44	94.38 %
100-510-3110 Uniforms & Accessories	200.00	0.00	0.00	0.00	200.00	100.00 %
100-510-3200 Gasoline	5,500.00	507.21	507.21	0.00	4,992.79	90.78 %
100-510-3220 Oil, Grease & Lubricants	300.00	0.00	0.00	0.00	300.00	100.00 %
100-510-3380 Miscellaneous Expenses	12,000.00	46.40	46.40	200.00	11,753.60	97.95 %
100-510-3390 Handtools	1,100.00	16.60	16.60	0.00	1,083.40	98.49 %
100-510-3400 Lawns & Grounds	6,200.00	575.35	575.35	0.00	5,624.65	90.72 %
100-510-3420 Vehicle Repair & Maintenance	4,000.00	0.00	0.00	0.00	4,000.00	100.00 %
100-510-3450 Plumbing	6,000.00	1,153.03	1,153.03	0.00	4,846.97	80.78 %
100-510-3470 Electrical	4,500.00	0.00	0.00	0.00	4,500.00	100.00 %
100-510-3480 Janitorial Supplies	10,000.00	2,600.34	2,600.34	0.00	7,399.66	74.00 %
100-510-3485 COVID-19 Expenses	0.00	0.00	0.00	0.00	0.00	0.00 %
100-510-4300 Electricity	150,000.00	0.00	0.00	0.00	150,000.00	100.00 %
100-510-4310 Water, Sewer & Garbage	70,000.00	269.74	269.74	0.00	69,730.26	99.61 %
100-510-4320 Natural Gas	20,000.00	1,023.77	1,023.77	0.00	18,976.23	94.88 %
100-510-4495 Contracted Services	13,000.00	260.00	260.00	0.00	12,740.00	98.00 %
100-510-4496 HVAC Repair	45,000.00	133.90	133.90	0.00	44,866.10	99.70 %
100-510-5100 Facilities Improvement	30,000.00	271.87	271.87	1,900.00	27,828.13	92.76 %
100-510-7002 COVID Payroll Contra	0.00	0.00	0.00	0.00	0.00	0.00 %
Department: 510 - County Buildings Total:	484,216.74	14,660.89	14,660.89	2,100.00	467,455.85	96.54 %
Department: 551 - Constable #1						
100-551-1000 Salary Elected Official	28,591.68	2,382.64	2,382.64	0.00	26,209.04	91.67 %
100-551-2200 FICA Taxes	2,187.26	159.66	159.66	0.00	2,027.60	92.70 %
100-551-2300 Retirement Match	2,604.52	151.78	151.78	0.00	2,452.74	94.17 %
100-551-3010 Office Supplies	300.00	129.99	129.99	0.00	170.01	56.67 %
100-551-3110 Uniforms & Accessories	300.00	89.01	89.01	0.00	210.99	70.33 %

Auditor's Budget Report

For Fiscal: 2021-2022 Period Ending: 10/31/2021

	Current Total Budget	Period Activity	Fiscal Activity	Encumbrances	Variance Favorable (Unfavorable)	Percent Remaining
<u>100-551-3145</u> Guns & Ammunition	450.00	0.00	0.00	0.00	450.00	100.00 %
<u>100-551-3200</u> Gasoline	1,500.00	215.62	215.62	0.00	1,284.38	85.63 %
<u>100-551-3420</u> Vehicle Repair & Maintenance	500.00	0.00	0.00	0.00	500.00	100.00 %
<u>100-551-4230</u> Bonds	50.00	0.00	0.00	0.00	50.00	100.00 %
<u>100-551-4502</u> Educational Expense	400.00	0.00	0.00	0.00	400.00	100.00 %
<u>100-551-4600</u> Assoc & Organization Dues	100.00	0.00	0.00	0.00	100.00	100.00 %
<u>100-551-5350</u> Communication Equipment	300.00	0.00	0.00	0.00	300.00	100.00 %
<u>100-551-5500</u> Vehicles	44,758.00	0.00	0.00	44,758.00	0.00	0.00 %
<u>100-551-7000</u> Misc Expense of Donated Funds	0.00	0.00	0.00	0.00	0.00	0.00 %
<u>100-551-7002</u> COVID Payroll Contra	0.00	0.00	0.00	0.00	0.00	0.00 %
Department: 551 - Constable #1 Total:	82,041.46	3,128.70	3,128.70	44,758.00	34,154.76	41.63 %
Department: 552 - Constable #2						
<u>100-552-1000</u> Salary Elected Official	28,591.68	2,382.64	2,382.64	0.00	26,209.04	91.67 %
<u>100-552-2200</u> FICA Taxes	2,187.26	167.76	167.76	0.00	2,019.50	92.33 %
<u>100-552-2300</u> Retirement Match	2,604.51	151.78	151.78	0.00	2,452.73	94.17 %
<u>100-552-3010</u> Office Supplies	250.00	0.00	0.00	0.00	250.00	100.00 %
<u>100-552-3110</u> Uniforms & Accessories	400.00	0.00	0.00	0.00	400.00	100.00 %
<u>100-552-3145</u> Guns & Ammunition	350.00	0.00	0.00	0.00	350.00	100.00 %
<u>100-552-3200</u> Gasoline	700.00	0.00	0.00	0.00	700.00	100.00 %
<u>100-552-3420</u> Vehicle Repair & Maintenance	500.00	0.00	0.00	0.00	500.00	100.00 %
<u>100-552-4230</u> Bonds	0.00	0.00	0.00	0.00	0.00	0.00 %
<u>100-552-4600</u> Assoc & Organization Dues	100.00	0.00	0.00	0.00	100.00	100.00 %
<u>100-552-5350</u> Communication Equipment	0.00	0.00	0.00	0.00	0.00	0.00 %
<u>100-552-5500</u> Vehicles	44,758.00	0.00	0.00	44,758.00	0.00	0.00 %
<u>100-552-7000</u> Misc Expense of Donated Funds	0.00	0.00	0.00	0.00	0.00	0.00 %
Department: 552 - Constable #2 Total:	80,441.45	2,702.18	2,702.18	44,758.00	32,981.27	41.60 %
Department: 553 - Constable #3						
<u>100-553-1000</u> Salary Elected Official	28,591.68	2,382.64	2,382.64	0.00	26,209.04	91.67 %
<u>100-553-2200</u> FICA Taxes	2,187.26	181.80	181.80	0.00	2,005.46	91.69 %
<u>100-553-2300</u> Retirement Match	2,604.52	151.78	151.78	0.00	2,452.74	94.17 %
<u>100-553-3010</u> Office Supplies	250.00	0.00	0.00	0.00	250.00	100.00 %
<u>100-553-3110</u> Uniforms & Accessories	400.00	0.00	0.00	0.00	400.00	100.00 %
<u>100-553-3145</u> Guns & Ammunition	350.00	0.00	0.00	0.00	350.00	100.00 %
<u>100-553-3200</u> Gasoline	1,500.00	0.00	0.00	0.00	1,500.00	100.00 %
<u>100-553-3420</u> Vehicle Repair & Maintenance	500.00	0.00	0.00	0.00	500.00	100.00 %
<u>100-553-4230</u> Bonds	50.00	0.00	0.00	0.00	50.00	100.00 %
<u>100-553-4470</u> Communication Maintenance	0.00	0.00	0.00	0.00	0.00	0.00 %
<u>100-553-4600</u> Assoc & Organization Dues	100.00	0.00	0.00	0.00	100.00	100.00 %
<u>100-553-5500</u> Vehicles	44,758.00	0.00	0.00	44,758.00	0.00	0.00 %
<u>100-553-7000</u> Misc Expense of Donated Funds	0.00	0.00	0.00	0.00	0.00	0.00 %
Department: 553 - Constable #3 Total:	81,291.46	2,716.22	2,716.22	44,758.00	33,817.24	41.60 %
Department: 554 - Constable #4						
<u>100-554-1000</u> Salary Elected Official	28,591.68	2,382.64	2,382.64	0.00	26,209.04	91.67 %
<u>100-554-2200</u> FICA Taxes	2,187.26	178.26	178.26	0.00	2,009.00	91.85 %
<u>100-554-2300</u> Retirement Match	2,604.52	151.78	151.78	0.00	2,452.74	94.17 %
<u>100-554-3010</u> Office Supplies	350.00	0.00	0.00	0.00	350.00	100.00 %
<u>100-554-3110</u> Uniforms & Accessories	400.00	0.00	0.00	0.00	400.00	100.00 %
<u>100-554-3145</u> Guns & Ammunition	350.00	0.00	0.00	0.00	350.00	100.00 %
<u>100-554-3200</u> Gasoline	1,000.00	119.37	119.37	0.00	880.63	88.06 %
<u>100-554-3420</u> Vehicle Repair & Maintenance	500.00	0.00	0.00	0.00	500.00	100.00 %
<u>100-554-4230</u> Bonds	50.00	0.00	0.00	0.00	50.00	100.00 %
<u>100-554-4470</u> Communication Maintenance	0.00	0.00	0.00	0.00	0.00	0.00 %
<u>100-554-4502</u> Educational Expense	400.00	0.00	0.00	0.00	400.00	100.00 %
<u>100-554-4600</u> Assoc & Organization Dues	100.00	0.00	0.00	0.00	100.00	100.00 %
<u>100-554-5350</u> Communication Equipment	0.00	0.00	0.00	0.00	0.00	0.00 %
<u>100-554-5500</u> Vehicles	44,758.00	0.00	0.00	44,758.00	0.00	0.00 %

Auditor's Budget Report

For Fiscal: 2021-2022 Period Ending: 10/31/2021

	Current Total Budget	Period Activity	Fiscal Activity	Encumbrances	Variance Favorable (Unfavorable)	Percent Remaining
<u>100-554-7000</u> Misc Expense of Donated Funds	0.00	0.00	0.00	0.00	0.00	0.00 %
Department: 554 - Constable #4 Total:	81,291.46	2,832.05	2,832.05	44,758.00	33,701.41	41.46 %
Department: 560 - County Sheriff						
<u>100-560-1000</u> Salary Elected Official	54,790.32	4,565.86	4,565.86	0.00	50,224.46	91.67 %
<u>100-560-1200</u> Salary Regular Employee	1,292,906.20	102,225.77	102,225.77	0.00	1,190,680.43	92.09 %
<u>100-560-1225</u> Resource Officers	275,672.88	22,972.74	22,972.74	0.00	252,700.14	91.67 %
<u>100-560-1400</u> Longevity	10,282.00	710.00	710.00	0.00	9,572.00	93.09 %
<u>100-560-1600</u> Peace Officer Certification Pay	81,900.00	6,675.00	6,675.00	0.00	75,225.00	91.85 %
<u>100-560-1650</u> Law Enforcement Taxable Travel Stipend	1.00	0.00	0.00	0.00	1.00	100.00 %
<u>100-560-1960</u> Leave Time / Excess Comp Paid	116,000.00	11,562.80	11,562.80	0.00	104,437.20	90.03 %
<u>100-560-2200</u> FICA Taxes	140,113.76	11,103.12	11,103.12	0.00	129,010.64	92.08 %
<u>100-560-2300</u> Retirement Match	154,985.96	9,507.21	9,507.21	0.00	145,478.75	93.87 %
<u>100-560-3010</u> Office Supplies	14,000.00	525.45	525.45	139.95	13,334.60	95.25 %
<u>100-560-3105</u> Investigative Expenses	11,000.00	6,083.00	6,083.00	80.00	4,837.00	43.97 %
<u>100-560-3110</u> Uniforms & Accessories	25,632.00	161.98	161.98	8,075.76	17,394.26	67.86 %
<u>100-560-3145</u> Guns & Ammunition	12,850.00	750.00	750.00	0.00	12,100.00	94.16 %
<u>100-560-3200</u> Gasoline	105,000.00	2,887.08	2,887.08	0.00	102,112.92	97.25 %
<u>100-560-3380</u> Miscellaneous Expenses	6,750.00	19.96	19.96	194.75	6,535.29	96.82 %
<u>100-560-3420</u> Vehicle Repair & Maintenance	43,000.00	6,036.81	6,036.81	3,095.00	33,868.19	78.76 %
<u>100-560-3485</u> COVID-19 Expenses	0.00	0.00	0.00	0.00	0.00	0.00 %
<u>100-560-4160</u> SANE Exams	0.00	0.00	0.00	0.00	0.00	0.00 %
<u>100-560-4230</u> Bonds	0.00	0.00	0.00	0.00	0.00	0.00 %
<u>100-560-4490</u> Legal Ads & Notices	300.00	0.00	0.00	0.00	300.00	100.00 %
<u>100-560-4495</u> Contracted Services	1,000.00	0.00	0.00	0.00	1,000.00	100.00 %
<u>100-560-4502</u> Educational Expense	21,000.00	4,887.75	4,887.75	75.00	16,037.25	76.37 %
<u>100-560-4600</u> Assoc & Organization Dues	1,500.00	25.00	25.00	0.00	1,475.00	98.33 %
<u>100-560-5350</u> Communication Equipment	18,500.00	35.00	35.00	300.00	18,165.00	98.19 %
<u>100-560-5500</u> Vehicles	98,060.00	0.00	0.00	0.00	98,060.00	100.00 %
<u>100-560-5900</u> Light Bars, Sirens, etc	6,000.00	0.00	0.00	0.00	6,000.00	100.00 %
<u>100-560-7000</u> Body Cameras - State Grant	23,340.00	23,168.46	23,168.46	0.00	171.54	0.73 %
<u>100-560-7002</u> COVID Payroll Contra	0.00	0.00	0.00	0.00	0.00	0.00 %
<u>100-560-7100</u> Misc Expense of Donated Funds	0.00	0.00	0.00	0.00	0.00	0.00 %
Department: 560 - County Sheriff Total:	2,514,584.12	213,902.99	213,902.99	11,960.46	2,288,720.67	91.02 %
Department: 565 - County Jail						
<u>100-565-1200</u> Salary Regular Employee	1,570,648.53	121,050.21	121,050.21	0.00	1,449,598.32	92.29 %
<u>100-565-1300</u> Wages Part Time Employees	15,000.00	0.00	0.00	0.00	15,000.00	100.00 %
<u>100-565-1400</u> Longevity	9,468.00	548.00	548.00	0.00	8,920.00	94.21 %
<u>100-565-1600</u> Peace Officer Certification Pay	0.00	0.00	0.00	0.00	0.00	0.00 %
<u>100-565-1650</u> Law Enforcement Taxable Travel Stipend	3,120.00	0.00	0.00	0.00	3,120.00	100.00 %
<u>100-565-1960</u> Leave Time / Excess Comp Paid	130,000.00	2,889.81	2,889.81	0.00	127,110.19	97.78 %
<u>100-565-2200</u> FICA Taxes	132,210.09	9,161.97	9,161.97	0.00	123,048.12	93.07 %
<u>100-565-2300</u> Retirement Match	146,243.37	7,929.85	7,929.85	0.00	138,313.52	94.58 %
<u>100-565-3100</u> Employee Medical Exam	6,000.00	0.00	0.00	165.00	5,835.00	97.25 %
<u>100-565-3120</u> Inmate Clothing & Bedding	6,500.00	0.00	0.00	1,537.74	4,962.26	76.34 %
<u>100-565-3125</u> Prescriptions	35,000.00	574.55	574.55	0.00	34,425.45	98.36 %
<u>100-565-3135</u> Food	220,000.00	14,877.72	14,877.72	7,753.96	197,368.32	89.71 %
<u>100-565-3150</u> Inmate Transport	12,000.00	0.00	0.00	0.00	12,000.00	100.00 %
<u>100-565-3160</u> Inmate Medical	70,000.00	3,542.40	3,542.40	0.00	66,457.60	94.94 %
<u>100-565-3480</u> Janitorial Supplies	35,000.00	3,145.35	3,145.35	524.99	31,329.66	89.51 %
<u>100-565-3485</u> COVID-19 Expenses	0.00	0.00	0.00	0.00	0.00	0.00 %
<u>100-565-4495</u> Contracted Services	3,000.00	91.03	91.03	0.00	2,908.97	96.97 %
<u>100-565-5100</u> Facilities Maintenance	55,000.00	4,467.61	4,467.61	4,301.84	46,230.55	84.06 %
<u>100-565-7002</u> COVID Payroll Contra	0.00	0.00	0.00	0.00	0.00	0.00 %
Department: 565 - County Jail Total:	2,449,189.99	168,278.50	168,278.50	14,283.53	2,266,627.96	92.55 %
Department: 570 - Adult Probation						
<u>100-570-4330</u> Local Telephone Service	0.00	0.00	0.00	0.00	0.00	0.00 %
Department: 570 - Adult Probation Total:	0.00	0.00	0.00	0.00	0.00	0.00 %

Auditor's Budget Report

For Fiscal: 2021-2022 Period Ending: 10/31/2021

	Current Total Budget	Period Activity	Fiscal Activity	Encumbrances	Variance Favorable (Unfavorable)	Percent Remaining
Department: 574 - Juvenile Probation Board						
100-574-1900 Salary Supplements	13,200.00	1,100.00	1,100.00	0.00	12,100.00	91.67 %
100-574-2200 FICA Taxes	1,009.80	83.26	83.26	0.00	926.54	91.75 %
100-574-2300 Retirement Match	858.00	70.08	70.08	0.00	787.92	91.83 %
Department: 574 - Juvenile Probation Board Total	15,067.80	1,253.34	1,253.34	0.00	13,814.46	91.66 %
Department: 575 - Juvenile Probation						
100-575-3000 Office Supplies (Direct Supervision)	0.00	0.00	0.00	0.00	0.00	0.00 %
100-575-4050 Juvenile Local Funds (See Fund 969)	49,000.00	0.00	0.00	0.00	49,000.00	100.00 %
100-575-4190 Inter-County Contracts (Detention/Pre-Ad)	0.00	0.00	0.00	0.00	0.00	0.00 %
100-575-4192 Non Secure Placement	0.00	0.00	0.00	0.00	0.00	0.00 %
100-575-4495 External Contracts (Comm Based General)	0.00	0.00	0.00	0.00	0.00	0.00 %
100-575-4502 Educational Expense	0.00	0.00	0.00	0.00	0.00	0.00 %
100-575-4520 Travel & Training (Direct Supervision)	0.00	0.00	0.00	0.00	0.00	0.00 %
Department: 575 - Juvenile Probation Total:	49,000.00	0.00	0.00	0.00	49,000.00	100.00 %
Department: 580 - DPS						
100-580-1200 Salary Regular Employee	27,400.00	2,283.34	2,283.34	0.00	25,116.66	91.67 %
100-580-1400 Longevity	30.00	0.00	0.00	0.00	30.00	100.00 %
100-580-1960 Leave Time / Excess Comp Paid	0.00	0.00	0.00	0.00	0.00	0.00 %
100-580-2200 FICA Taxes	2,098.40	153.76	153.76	0.00	1,944.64	92.67 %
100-580-2300 Retirement Match	2,321.13	145.44	145.44	0.00	2,175.69	93.73 %
100-580-3380 Miscellaneous Expenses	2,000.00	17.77	17.77	0.00	1,982.23	99.11 %
100-580-5800 Radar	0.00	0.00	0.00	0.00	0.00	0.00 %
Department: 580 - DPS Total:	33,849.53	2,600.31	2,600.31	0.00	31,249.22	92.32 %
Department: 611 - Road & Bridge						
100-611-1100 Salary Appointed Official	63,400.00	5,283.34	5,283.34	0.00	58,116.66	91.67 %
100-611-1200 Salary Regular Employee	1,081,890.56	80,692.22	80,692.22	0.00	1,001,198.34	92.54 %
100-611-1300 Wages Part Time Employees	0.00	0.00	0.00	0.00	0.00	0.00 %
100-611-1400 Longevity	10,016.00	742.00	742.00	0.00	9,274.00	92.59 %
100-611-1960 Leave Time / Excess Comp Paid	29,000.00	1,008.63	1,008.63	0.00	27,991.37	96.52 %
100-611-2200 FICA Taxes	91,176.56	6,448.37	6,448.37	0.00	84,728.19	92.93 %
100-611-2300 Retirement Match	100,854.39	5,588.13	5,588.13	0.00	95,266.26	94.46 %
100-611-3010 Office Supplies	1,000.00	167.38	167.38	0.00	832.62	83.26 %
100-611-3110 Uniforms & Accessories	14,000.00	1,014.98	1,014.98	0.00	12,985.02	92.75 %
100-611-3200 Gasoline	60,000.00	-3,783.98	-3,783.98	17,000.00	46,783.98	77.97 %
100-611-3210 Diesel	135,000.00	0.00	0.00	25,000.00	110,000.00	81.48 %
100-611-3220 Oil, Grease & Lubricants	20,000.00	0.00	0.00	0.00	20,000.00	100.00 %
100-611-3230 Batteries	7,500.00	0.00	0.00	363.28	7,136.72	95.16 %
100-611-3240 Tires & Tubes	40,000.00	1,814.10	1,814.10	580.00	37,605.90	94.01 %
100-611-3300 Culverts	30,000.00	0.00	0.00	0.00	30,000.00	100.00 %
100-611-3320 Road Repair Funded by Donations	0.00	0.00	0.00	0.00	0.00	0.00 %
100-611-3330 Sand & Gravel	165,500.00	0.00	0.00	0.00	165,500.00	100.00 %
100-611-3340 Road Oil	700,000.00	0.00	0.00	0.00	700,000.00	100.00 %
100-611-3350 Plant Mix Asphalt	309,434.05	3,142.88	3,142.88	0.00	306,291.17	98.98 %
100-611-3360 Signs & Safety	10,000.00	41.31	41.31	0.00	9,958.69	99.59 %
100-611-3380 Miscellaneous Expenses	6,500.00	131.69	131.69	200.00	6,168.31	94.90 %
100-611-3390 Handtools	10,000.00	95.83	95.83	124.14	9,780.03	97.80 %
100-611-3420 Vehicle Repair & Maintenance	50,000.00	1,730.88	1,730.88	1,147.04	47,122.08	94.24 %
100-611-3430 Equipment Repair & Maintenance	90,000.00	3,998.09	3,998.09	1,005.78	84,996.13	94.44 %
100-611-4495 Contracted Services	70,000.00	0.00	0.00	0.00	70,000.00	100.00 %
100-611-4520 Local Travel Reimbursement	500.00	0.00	0.00	0.00	500.00	100.00 %
100-611-4700 Equipment Lease	97,027.00	40,027.37	40,027.37	0.00	56,999.63	58.75 %
100-611-5100 Facilities Improvement	10,000.00	4,405.97	4,405.97	752.40	4,841.63	48.42 %
100-611-5600 Road Equipment	259,000.00	0.00	0.00	0.00	259,000.00	100.00 %
100-611-6500 Interest-Equipment Lease	0.00	0.00	0.00	0.00	0.00	0.00 %
100-611-7000 Grant Expenditures	0.00	0.00	0.00	0.00	0.00	0.00 %
100-611-7002 COVID Payroll Contra	0.00	0.00	0.00	0.00	0.00	0.00 %
Department: 611 - Road & Bridge Total:	3,451,798.56	152,549.19	152,549.19	46,172.64	3,263,076.73	94.26 %

Auditor's Budget Report

For Fiscal: 2021-2022 Period Ending: 10/31/2021

	Current Total Budget	Period Activity	Fiscal Activity	Encumbrances	Variance Favorable (Unfavorable)	Percent Remaining
Department: 625 - Right of Way						
<u>100-625-5050</u> Right of Way Acquisition	0.00	0.00	0.00	0.00	0.00	0.00 %
Department: 625 - Right of Way Total:	0.00	0.00	0.00	0.00	0.00	0.00 %
Department: 633 - Allocations to Organizations						
<u>100-633-4630</u> Gladewater Library	1,000.00	0.00	0.00	0.00	1,000.00	100.00 %
<u>100-633-4631</u> Northeast Texas Child Advocacy Center	0.00	0.00	0.00	0.00	0.00	0.00 %
<u>100-633-4633</u> Meals on Wheels	2,100.00	0.00	0.00	0.00	2,100.00	100.00 %
<u>100-633-4634</u> Sabine Valley MHMR	15,000.00	0.00	0.00	0.00	15,000.00	100.00 %
<u>100-633-4637</u> CASA	10,000.00	0.00	0.00	0.00	10,000.00	100.00 %
<u>100-633-4638</u> East Texas Council on Alcoholism & Drug	1,000.00	0.00	0.00	0.00	1,000.00	100.00 %
<u>100-633-4639</u> Northeast Texas Regional Mobility Author	2,000.00	0.00	0.00	0.00	2,000.00	100.00 %
<u>100-633-4641</u> Literacy Program	0.00	0.00	0.00	0.00	0.00	0.00 %
<u>100-633-4642</u> County Historical Commission	2,000.00	0.00	0.00	0.00	2,000.00	100.00 %
Department: 633 - Allocations to Organizations T	33,100.00	0.00	0.00	0.00	33,100.00	100.00 %
Department: 642 - Indigent Health						
<u>100-642-3010</u> Office Supplies	200.00	0.00	0.00	0.00	200.00	100.00 %
<u>100-642-4495</u> Contracted Services	0.00	0.00	0.00	0.00	0.00	0.00 %
<u>100-642-4502</u> Educational Expense	1,500.00	0.00	0.00	0.00	1,500.00	100.00 %
<u>100-642-4801</u> Physician, Non	63,800.00	141.26	141.26	0.00	63,658.74	99.78 %
<u>100-642-4802</u> Prescription Drugs	23,000.00	0.00	0.00	0.00	23,000.00	100.00 %
<u>100-642-4803</u> Hospital Charges	137,500.00	0.00	0.00	0.00	137,500.00	100.00 %
Department: 642 - Indigent Health Total:	226,000.00	141.26	141.26	0.00	225,858.74	99.94 %
Department: 650 - County Library						
<u>100-650-1100</u> Salary Appointed Official	39,563.92	2,915.65	2,915.65	0.00	36,648.27	92.63 %
<u>100-650-1200</u> Salary Regular Employee	79,060.88	6,334.56	6,334.56	0.00	72,726.32	91.99 %
<u>100-650-1300</u> Wages Part Time Employees	0.00	1,085.00	1,085.00	0.00	-1,085.00	0.00 %
<u>100-650-1400</u> Longevity	452.00	16.00	16.00	0.00	436.00	96.46 %
<u>100-650-1960</u> Leave Time / Excess Comp Paid	1.00	0.00	0.00	0.00	1.00	100.00 %
<u>100-650-2200</u> FICA Taxes	9,109.45	790.39	790.39	0.00	8,319.06	91.32 %
<u>100-650-2300</u> Retirement Match	10,076.36	659.35	659.35	0.00	9,417.01	93.46 %
<u>100-650-3010</u> Office Supplies	6,000.00	0.00	0.00	1,239.40	4,760.60	79.34 %
<u>100-650-3097</u> Subscriptions	3,800.00	541.00	541.00	0.00	3,259.00	85.76 %
<u>100-650-3380</u> Miscellaneous Expenses	1,800.00	0.00	0.00	0.00	1,800.00	100.00 %
<u>100-650-4495</u> Contracted Services	5,000.00	102.48	102.48	512.40	4,385.12	87.70 %
<u>100-650-4502</u> Educational Expense	2,500.00	1,538.73	1,538.73	0.00	961.27	38.45 %
<u>100-650-4600</u> Assoc & Organization Dues	325.00	0.00	0.00	0.00	325.00	100.00 %
<u>100-650-4680</u> Saturday Programs	2,000.00	0.00	0.00	0.00	2,000.00	100.00 %
<u>100-650-5100</u> Facility Improvements	0.00	0.00	0.00	0.00	0.00	0.00 %
<u>100-650-5475</u> Library Materials	40,000.00	884.52	884.52	72.09	39,043.39	97.61 %
<u>100-650-5700</u> Replacement of Lost or Damaged Books	400.00	0.00	0.00	0.00	400.00	100.00 %
<u>100-650-7000</u> Library Grant	0.00	0.00	0.00	0.00	0.00	0.00 %
<u>100-650-7002</u> COVID Payroll Contra	0.00	0.00	0.00	0.00	0.00	0.00 %
Department: 650 - County Library Total:	200,088.61	14,867.68	14,867.68	1,823.89	183,397.04	91.66 %
Department: 655 - Historical Commission						
<u>100-655-4495</u> Texas Historical Grant Expenditures	0.00	0.00	0.00	0.00	0.00	0.00 %
Department: 655 - Historical Commission Total:	0.00	0.00	0.00	0.00	0.00	0.00 %
Department: 665 - Extension Service						
<u>100-665-1200</u> Salary Regular Employee	21,374.70	1,781.24	1,781.24	0.00	19,593.46	91.67 %
<u>100-665-1960</u> Leave Time / Excess Comp Paid	1.00	0.00	0.00	0.00	1.00	100.00 %
<u>100-665-2200</u> FICA Taxes	1,635.24	136.28	136.28	0.00	1,498.96	91.67 %
<u>100-665-3010</u> Office Supplies	600.00	0.00	0.00	0.00	600.00	100.00 %
<u>100-665-4502</u> Education & Travel	10,000.00	3,376.66	3,376.66	0.00	6,623.34	66.23 %
<u>100-665-4600</u> Assoc & Organization Dues	460.00	260.00	260.00	0.00	200.00	43.48 %
Department: 665 - Extension Service Total:	34,070.94	5,554.18	5,554.18	0.00	28,516.76	83.70 %

Auditor's Budget Report

For Fiscal: 2021-2022 Period Ending: 10/31/2021

	Current Total Budget	Period Activity	Fiscal Activity	Encumbrances	Variance Favorable (Unfavorable)	Percent Remaining
Department: 685 - Waste Disposal						
<u>100-685-4495</u> Contracted Services - Free Dump Days	11,000.00	0.00	0.00	0.00	11,000.00	100.00 %
Department: 685 - Waste Disposal Total:	11,000.00	0.00	0.00	0.00	11,000.00	100.00 %
Department: 790 - Transfers						
<u>100-790-9019</u> Transfer To Fund 101 Insurance	0.00	0.00	0.00	0.00	0.00	0.00 %
Department: 790 - Transfers Total:	0.00	0.00	0.00	0.00	0.00	0.00 %
Expense Total:	15,070,268.76	1,210,954.70	1,210,954.70	265,153.95	13,594,160.11	90.21 %
Fund: 100 - GENERAL FUND Surplus (Deficit):	-700,000.00	315,197.89	315,197.89	-265,153.95	750,043.94	107.15 %

Auditor's Budget Report

For Fiscal: 2021-2022 Period Ending: 10/31/2021

	Current Total Budget	Period Activity	Fiscal Activity	Encumbrances	Variance Favorable (Unfavorable)	Percent Remaining
Fund: 101 - INSURANCE CLAIMS						
Revenue						
RevCategory: 30 - Property Taxes						
<u>101-300-3000</u> Current Taxes	2,928,248.14	0.00	0.00	0.00	-2,928,248.14	100.00 %
<u>101-300-3010</u> Penalties & Interest	48,000.00	0.00	0.00	0.00	-48,000.00	100.00 %
RevCategory: 30 - Property Taxes Total:	2,976,248.14	0.00	0.00	0.00	-2,976,248.14	100.00 %
RevCategory: 37 - Interest						
<u>101-370-3700</u> Interest - TexPool Insurance	200.00	11.57	11.57	0.00	-188.43	94.22 %
<u>101-370-3701</u> Interest	600.00	11.88	11.88	0.00	-588.12	98.02 %
<u>101-370-3702</u> Interest on Insurance Clearing acct	0.00	9.59	9.59	0.00	9.59	0.00 %
RevCategory: 37 - Interest Total:	800.00	33.04	33.04	0.00	-766.96	95.87 %
RevCategory: 38 - Miscellaneous Revenues						
<u>101-380-3809</u> TRIA/Wellness Penalty Fees	0.00	0.00	0.00	0.00	0.00	0.00 %
<u>101-380-3815</u> Emp Insurance Dependent Contributions	180,000.00	18,638.30	18,638.30	0.00	-161,361.70	89.65 %
<u>101-380-3820</u> Miscellaneous Revenue/Prior Year Refund	0.00	0.00	0.00	0.00	0.00	0.00 %
RevCategory: 38 - Miscellaneous Revenues Total:	180,000.00	18,638.30	18,638.30	0.00	-161,361.70	89.65 %
RevCategory: 39 - Transfers In						
<u>101-390-3907</u> Ins Clearing Misc Transfers	0.00	0.00	0.00	0.00	0.00	0.00 %
<u>101-390-3912</u> TRANSFER FROM FUND 100	0.00	0.00	0.00	0.00	0.00	0.00 %
RevCategory: 39 - Transfers In Total:	0.00	0.00	0.00	0.00	0.00	0.00 %
Revenue Total:	3,157,048.14	18,671.34	18,671.34	0.00	-3,138,376.80	99.41 %
Expense						
Department: 409 - Non-Departmental						
<u>101-409-2900</u> Insurance Claims	1,846,000.00	155,947.25	155,947.25	0.00	1,690,052.75	91.55 %
<u>101-409-2910</u> Prescriptions	485,042.69	20,103.40	20,103.40	0.00	464,939.29	95.86 %
<u>101-409-2930</u> Insurance Premiums	601,000.00	45,260.85	45,260.85	0.00	555,739.15	92.47 %
<u>101-409-2940</u> Health Insurance Broker Expense	50,000.00	4,166.66	4,166.66	0.00	45,833.34	91.67 %
Department: 409 - Non-Departmental Total:	2,982,042.69	225,478.16	225,478.16	0.00	2,756,564.53	92.44 %
Department: 790 - Transfers						
<u>101-790-9013</u> INSURANCE CLAIMS - TRANSFERS FAMILY	0.00	0.00	0.00	0.00	0.00	0.00 %
<u>101-790-9027</u> Insurance Claims - Non-budget - Transfer	0.00	0.00	0.00	0.00	0.00	0.00 %
Department: 790 - Transfers Total:	0.00	0.00	0.00	0.00	0.00	0.00 %
Expense Total:	2,982,042.69	225,478.16	225,478.16	0.00	2,756,564.53	92.44 %
Fund: 101 - INSURANCE CLAIMS Surplus (Deficit):	175,005.45	-206,806.82	-206,806.82	0.00	-381,812.27	218.17 %
Report Surplus (Deficit):	-524,994.55	108,391.07	108,391.07	-265,153.95	368,231.67	70.14 %

Auditor's Budget Report

For Fiscal: 2021-2022 Period Ending: 10/31/2021

RevCategory:Department	Current Total Budget	Period Activity	Fiscal Activity	Encumbrances	Variance Favorable (Unfavorable)	Percent Remaining
Fund: 100 - GENERAL FUND						
Revenue	10,318,800.00	1,156,765.12	1,156,765.12	0.00	-9,162,034.88	88.79 %
30 - Property Taxes	830,000.00	46,525.20	46,525.20	0.00	-783,474.80	94.39 %
31 - DMV Fees	1,428,500.00	122,356.96	122,356.96	0.00	-1,306,143.04	91.43 %
32 - Other Taxes, Licenses & Permits	199,300.00	51,281.51	51,281.51	0.00	-148,018.49	74.27 %
33 - State & Federal Funding	711,448.76	35,249.14	35,249.14	0.00	-676,199.62	95.05 %
34 - Reimbursements	849,920.00	48,477.40	48,477.40	0.00	-801,442.60	94.30 %
35 - Fees & Fines	10,000.00	748.14	748.14	0.00	-9,251.86	92.52 %
37 - Interest	22,300.00	64,749.12	64,749.12	0.00	42,449.12	-190.35 %
38 - Miscellaneous Revenues	0.00	0.00	0.00	0.00	0.00	0.00 %
39 - Transfers In	14,370,268.76	1,526,152.59	1,526,152.59	0.00	-12,844,116.17	89.38 %
Revenue Surplus (Deficit):						
Expense	284,628.27	24,808.92	24,808.92	0.00	259,819.35	91.28 %
401 - Commissioner's Court	203,674.37	16,009.24	16,009.24	0.00	187,665.13	92.14 %
403 - County Clerk	0.00	0.00	0.00	0.00	0.00	0.00 %
405 - Veterans	26,455.79	1,919.32	1,919.32	0.00	24,536.47	92.75 %
406 - Emergency Management	936,321.85	115,308.27	115,308.27	4,501.20	816,512.38	87.20 %
409 - Non-Departmental	89,800.00	13,127.55	13,127.55	0.00	76,672.44	84.33 %
410 - Tele Communications	425,500.00	240,564.20	240,564.20	2,208.92	182,826.88	42.56 %
411 - Computer	128,380.51	7,748.27	7,748.27	0.00	120,632.24	93.96 %
426 - County Court	632,576.58	34,442.06	34,442.06	0.00	598,134.52	94.56 %
435 - 115th District Court	237,646.90	20,385.79	20,385.79	1,124.98	216,136.13	90.95 %
450 - District Clerk	113,054.92	8,733.06	8,733.06	0.00	104,321.86	92.28 %
451 - Justice of the Peace #1	85,710.17	6,573.48	6,573.48	0.00	79,136.69	92.33 %
452 - Justice of the Peace #2	81,204.23	6,384.96	6,384.96	0.00	74,819.27	92.14 %
453 - Justice of the Peace #3	81,757.16	5,339.40	5,339.40	0.00	76,417.76	93.47 %
454 - Justice of the Peace #4	600,589.14	43,738.91	43,738.91	227.50	556,622.73	92.68 %
476 - District Attorney	213,324.15	7,498.44	7,498.44	0.00	205,825.71	96.48 %
490 - Elections	158,625.91	12,671.70	12,671.70	0.00	145,954.21	92.01 %
495 - County Auditor	171,521.11	13,167.50	13,167.50	1,718.83	156,634.78	91.32 %
497 - County Treasurer	490,971.33	47,346.13	47,346.13	0.00	443,625.20	90.96 %
499 - Tax Assessor	277,394.25	0.00	0.00	0.00	277,394.25	100.00 %
505 - Appraisal District	484,216.74	14,660.89	14,660.89	2,100.00	467,455.85	96.54 %
510 - County Buildings	82,041.46	3,128.70	3,128.70	44,758.00	34,154.76	41.63 %
551 - Constable #1	80,441.45	2,702.18	2,702.18	44,758.00	32,981.27	41.00 %
552 - Constable #2	81,251.46	2,716.22	2,716.22	44,758.00	33,817.24	41.60 %
553 - Constable #3	81,251.46	2,832.05	2,832.05	44,758.00	33,701.41	41.46 %
554 - Constable #4	2,514,584.12	213,902.99	213,902.99	11,960.46	2,288,720.67	91.02 %
560 - County Sheriff	2,449,189.99	168,278.50	168,278.50	14,283.53	2,266,627.96	92.55 %
565 - County Jail	0.00	0.00	0.00	0.00	0.00	0.00 %
570 - Adult Probation	15,067.80	1,253.34	1,253.34	0.00	13,814.46	91.68 %
574 - Juvenile Probation Board	49,000.00	0.00	0.00	0.00	49,000.00	100.00 %
575 - Juvenile Probation	33,849.53	2,600.31	2,600.31	0.00	31,249.22	92.32 %
580 - DPS	3,461,798.56	152,549.19	152,549.19	46,172.64	3,263,076.73	94.26 %
611 - Road & Bridge	0.00	0.00	0.00	0.00	0.00	0.00 %
625 - Right of Way	33,100.00	0.00	0.00	0.00	33,100.00	100.00 %
633 - Allocations to Organizations	226,000.00	141.26	141.26	0.00	225,858.74	99.94 %
642 - Indigent Health	200,088.61	14,867.68	14,867.68	1,823.89	183,397.04	91.66 %
650 - County Library	0.00	0.00	0.00	0.00	0.00	0.00 %
655 - Historical Commission	34,070.94	5,554.18	5,554.18	0.00	28,516.76	83.70 %
665 - Extension Service	11,000.00	0.00	0.00	0.00	11,000.00	100.00 %
685 - Waste Disposal	0.00	0.00	0.00	0.00	0.00	0.00 %
790 - Transfers	15,070,268.76	1,210,954.70	1,210,954.70	265,153.95	13,594,160.11	90.21 %
Expense Total:	-700,000.00	315,197.89	315,197.89	-265,153.95	750,043.94	107.15 %
Funds: 100 - GENERAL FUND Surplus (Deficit):						

Auditor's Budget Report

For Fiscal: 2021-2022 Period Ending: 10/31/2021


RevCategory;Department	Current Total Budget	Period Activity	Fiscal Activity	Encumbrances	Variance Favorable (Unfavorable)	Percent Remaining
Fund: 101 - INSURANCE CLAIMS						
Revenue						
30 - Property Taxes	2,976,248.14	0.00	0.00	0.00	-2,976,248.14	100.00 %
37 - Interest	800.00	33.04	33.04	0.00	-766.96	95.87 %
38 - Miscellaneous Revenues	180,000.00	18,638.30	18,638.30	0.00	-161,361.70	89.65 %
39 - Transfers In	0.00	0.00	0.00	0.00	0.00	0.00 %
Revenue Surplus (Deficit):	3,157,048.14	18,671.34	18,671.34	0.00	-3,138,376.80	99.41 %
Expense						
409 - Non-Departmental	2,982,042.69	225,478.16	225,478.16	0.00	2,756,564.53	92.44 %
790 - Transfers	0.00	0.00	0.00	0.00	0.00	0.00 %
Expense Total:	2,982,042.69	225,478.16	225,478.16	0.00	2,756,564.53	92.44 %
Fund: 101 - INSURANCE CLAIMS Surplus (Deficit):	175,005.45	-206,806.82	-206,806.82	0.00	-381,812.27	218.17 %
Report Surplus (Deficit):	-524,994.55	108,391.07	108,391.07	-265,153.95	368,231.67	70.14 %

Fund Summary

Fund	Current Total Budget	Period Activity	Fiscal Activity	Encumbrances	Variance Favorable (Unfavorable)
100 - GENERAL FUND	-700,000.00	315,197.89	315,197.89	-265,153.95	750,043.94
101 - INSURANCE CLAIMS	175,005.45	-206,806.82	-206,806.82	0.00	-381,812.27
Report Surplus (Deficit):	-524,994.55	108,391.07	108,391.07	-265,153.95	368,231.67

10021

10022



Pooled Cash Report - Multiple Fiscals


Upshur County

For the Period Ending 10/31/2021

ACCOUNT #	ACCOUNT NAME	BEGINNING BALANCE	CURRENT ACTIVITY	CURRENT BALANCE
CLAIM ON CASH				
<u>100-10000</u>	Claim on Pooled Cash - General Fund	10,455,201.83	413,532.72	10,868,734.55
<u>102-10000</u>	Claim on Pooled Cash - Salary Fund	1,973.88	669.55	2,643.43
<u>104-10000</u>	Claim on Pooled Cash - CETRZ Fund	30,942.19	0.00	30,942.19
<u>105-10000</u>	Claim on Pooled Cash - Road Damages	2,958.50	0.00	2,958.50
<u>184-10000</u>	Claim on Pooled Cash - JP Cash Bonds	6,176.31	(1,195.00)	4,981.31
<u>200-10000</u>	Claim on Pooled Cash - Courthouse Security	55,792.02	(251.32)	55,540.70
<u>201-10000</u>	Claim on Pooled Cash - Co. Records Mgmt & Presrv	127,374.61	467.25	127,841.86
<u>202-10000</u>	Claim on Pooled Cash - Law Library	16,517.26	(1,011.58)	15,505.68
<u>203-10000</u>	Claim on Pooled Cash - Child Protection Fee	4,831.00	105.00	4,936.00
<u>220-10000</u>	Claim on Pooled Cash - Co/Dist Ct Records Preserv	101,205.81	350.00	101,555.81
<u>221-10000</u>	Claim on Pooled Cash - Co/Dist Court Technology	9,660.37	34.61	9,694.98
<u>222-10000</u>	Claim on Pooled Cash - Dist Clerk Rec Mgmt	20,681.88	(22.99)	20,658.89
<u>223-10000</u>	Claim on Pooled Cash - Dist. Clerk Rec Archive	54,926.60	343.79	55,270.39
<u>224-10000</u>	Claim on Pooled Cash - Co. Clerk Rec Mgmt	360,114.91	(2,367.56)	357,747.35
<u>225-10000</u>	Claim on Pooled Cash - Co. Clerk Rec Archive	154,426.87	(120,048.28)	34,378.59
<u>226-10000</u>	Claim on Pooled Cash - Election Contracts	81,661.65	(342.78)	81,318.87
<u>227-10000</u>	Claim on Pooled Cash - JP Court Technology	53,863.47	(155.74)	53,707.73
<u>228-10000</u>	Claim on Pooled Cash - JP Courthouse Security	26,009.21	(37.17)	25,972.04
<u>229-10000</u>	Claim on Pooled Cash - Judicial Education	5,568.54	25.00	5,593.54
<u>230-10000</u>	Claim on Pooled Cash - Court Initiated Guardianship	34,840.00	120.00	34,960.00
<u>240-10000</u>	Claim on Pooled Cash - Tax Office VIT Interest Fun	6,495.48	0.45	6,495.93
<u>250-10000</u>	Claim on Pooled Cash - DA Forfeiture Fund	9,163.16	(59.72)	9,103.44
<u>251-10000</u>	Claim on Pooled Cash - DA Pretrial Intervention	25,925.29	(1,400.96)	24,524.33
<u>252-10000</u>	Claim on Pooled Cash - DA LEOSE	1,659.71	0.00	1,659.71
<u>255-10000</u>	Claim on Pooled Cash - DA Art 102.007 Fees	1,042.48	0.00	1,042.48
<u>270-10000</u>	Claim on Pooled Cash - Sheriff CCP 59	20,212.40	1.39	20,213.79
<u>271-10000</u>	Claim on Pooled Cash - Sheriff Federal Forfeitures	181,005.71	(149.53)	180,856.18
<u>272-10000</u>	Claim on Pooled Cash - LEOSE	13,099.48	(910.80)	12,188.68
<u>274-10000</u>	Claim on Pooled Cash - Sheriff Project Lifesaver	5,047.64	0.00	5,047.64
<u>275-10000</u>	Claim on Pooled Cash - Union Grove IA Roads	14,167.13	0.00	14,167.13
<u>276-10000</u>	Claim on Pooled Cash - Sheriff Local Grant	1,127.09	0.00	1,127.09
<u>290-10000</u>	Claim on Pooled Cash - Constable 2 CCP 59	879.56	0.06	879.62
<u>291-10000</u>	Claim on Pooled Cash - LEOSE Constable #1	4,338.33	0.00	4,338.33
<u>292-10000</u>	Claim on Pooled Cash - LEOSE Constable #2	6,839.59	0.00	6,839.59
<u>293-10000</u>	Claim on Pooled Cash - LEOSE Constable #3	4,689.65	0.00	4,689.65
<u>294-10000</u>	Claim on Pooled Cash - LEOSE Constable #4	6,513.25	0.00	6,513.25
<u>300-10000</u>	Claim on Pooled Cash - DA Family Violence Grant	(2,315.73)	(3,247.77)	(5,563.50)
<u>301-10000</u>	Claim on Pooled Cash-TDEM CRF Grant	0.00	0.00	0.00
<u>302-10000</u>	Claim on Pooled Cash-Homeland Security Grant	0.00	0.00	0.00
<u>303-10000</u>	Claim on Pooled Cash - FEMA	19,690.98	0.00	19,690.98
<u>304-10000</u>	Claim on Pooled Cash-HAVA Grant	12,393.94	0.85	12,394.79
<u>305-10000</u>	Claim on Pooled Cash	0.00	0.00	0.00
<u>306-10000</u>	Claim on Pooled Cash - CTCL Grant	0.00	0.00	0.00
<u>308-10000</u>	Claim on Pooled Cash - Victim's Assistance Grant	(8,073.92)	(2,639.52)	(10,713.44)
<u>309-10000</u>	Claim on Pooled Cash-NIBRS Grant	(3.00)	0.00	(3.00)
<u>310-10000</u>	Claim on Pooled Cash-HAVA Security Grant	16,104.06	1.11	16,105.17
<u>320-10000</u>	Claim on Pooled Cash	0.00	0.00	0.00
<u>321-10000</u>	Claim on Pooled Cash	0.12	0.00	0.12
<u>322-10000</u>	Claim on Pooled Cash	0.00	0.00	0.00
<u>324-10000</u>	Claim on Pooled Cash	(202,868.32)	202,868.32	0.00
<u>325-10000</u>	Claim on Pooled Cash	3,092,514.92	(169,511.12)	2,923,003.80
<u>400-10000</u>	Claim on Pooled Cash	0.00	0.00	0.00
<u>401-10000</u>	Claim on Pooled Cash-Tax Note Series 2010	27,573.90	0.00	27,573.90

ACCOUNT #	ACCOUNT NAME	BEGINNING BALANCE	CURRENT ACTIVITY	CURRENT BALANCE
<u>700-10000</u>	Claim on Pooled Cash - State Fees	72,824.08	(62,737.91)	10,086.17
<u>701-10000</u>	Claim on Pooled Cash - Child Safety	1,216.07	5.18	1,221.25
<u>702-10000</u>	Claim on Pooled Cash - Parks & Wildlife	3,710.53	72.93	3,783.46
<u>900-10000</u>	Claim on Pooled Cash - CSCD Basic	157,377.91	(16,856.58)	140,521.33
<u>901-10000</u>	Claim on Pooled Cash - CSCD 1 Comm Svc	58,491.97	(5,479.69)	53,012.28
<u>902-10000</u>	Claim on Pooled Cash - CSCD 2 Mental Health	2,567.04	(1,182.96)	1,384.08
<u>906-10000</u>	Claim on Pooled Cash - CSCD 6 Sex Offender Educa	11,172.20	(4,779.55)	6,392.65
<u>910-10000</u>	Claim on Pooled Cash - CSCD 10 Drug Offender Cla	10,298.00	(2,550.00)	7,748.00
<u>949-10000</u>	Claim on Pooled Cash - CSCD Local Fees	393,137.47	1,505.00	394,642.47
<u>950-10000</u>	Claim on Pooled Cash - Juvenile Grant A	9,316.23	0.00	9,316.23
<u>957-10000</u>	Claim on Pooled Cash - Juvenile Probation Fees	103,973.07	133.47	104,106.54
<u>958-10000</u>	Claim on Pooled Cash - Juvenile Title IV-E	309,266.11	(739.65)	308,526.46
<u>959-10000</u>	Claim on Pooled Cash - Juv Grant R	(2,060.00)	2,060.00	0.00
<u>960-10000</u>	Claim on Pooled Cash - Juv Basic Supervision	(10,975.09)	11,958.21	983.12
<u>961-10000</u>	Claim on Pooled Cash - Juvenile Community Progra	30,637.83	14,681.52	45,319.35
<u>962-10000</u>	Claim on Pooled Cash - Juvenile Pre & Post Adjudic	(70,497.53)	267.00	(70,230.53)
<u>963-10000</u>	Claim on Pooled Cash - Juvenile Commitment Diver	(5,286.10)	2,761.00	(2,525.10)
<u>964-10000</u>	Claim on Pooled Cash - Juvenile Mental Health	39,938.00	698.00	40,636.00
<u>969-10000</u>	Claim on Pooled Cash - Juvenile Local Funding	(39,224.22)	(2,435.08)	(41,659.30)
TOTAL CLAIM ON CASH		15,937,833.38	252,549.15	16,190,382.53
CASH IN BANK				
Cash In Bank				
<u>999-10100</u>	Pooled Cash Operating	0.00	0.00	0.00
<u>999-10101</u>	Pooled Cash Holding	0.00	0.00	0.00
<u>999-10105</u>	Payroll Clearing	(1,198.61)	0.00	(1,198.61)
<u>999-10300</u>	Pooled Cash Operating - FNB	1,687,074.80	251,717.83	1,938,792.63
<u>999-10301</u>	Pooled Cash Holding - FNB	8,058,442.05	640.28	8,059,082.33
<u>999-10305</u>	Payroll Clearing - FNB	6,645.68	4.54	6,650.22
<u>999-10307</u>	Unclaimed Property - FNB	13,244.30	1.02	13,245.32
<u>999-10400</u>	Texpool Operating	6,173,625.16	185.48	6,173,810.64
TOTAL: Cash In Bank		15,937,833.38	252,549.15	16,190,382.53
TOTAL CASH IN BANK		15,937,833.38	252,549.15	16,190,382.53
DUE TO OTHER FUNDS				
<u>999-26000</u>	Due To Other Funds	15,937,833.38	252,549.15	16,190,382.53
TOTAL DUE TO OTHER FUNDS		15,937,833.38	252,549.15	16,190,382.53

Claim on Cash	16,190,382.53	Claim on Cash	16,190,382.53	Cash In Bank	16,190,382.53
Cash in Bank	16,190,382.53	Due To Other Funds	16,190,382.53	Due To Other Funds	16,190,382.53
Difference	0.00	Difference	0.00	Difference	0.00

BY  U.P. SHUBERT, COUNTY CLERK, TARRANT COUNTY, TX.
 DEPUTY
 2021 NOV 15 AM 11:36
 FILED
 TERRI ROSS
 COUNTY CLERK